

25.04.2024 .

	(/)		400
A06.30.002.001			1000
	(, , ,)		200
	(, ,)		500
A06.30.002.002			1000
A06.30.002			500
B01.039.001	(,) -		1300
B01.039.002	(,) -		1100
A06.23.004	/		2600
A06.23.005.006	/		8700
A06.08.007	,		2600
A06.08.007.004			8700
A06.25.003			2600
A06.25.003.002			8700
A06.26.006			2600
A06.26.006.001			8700
A06.23.004.007			8700
A06.08.007.002			8700
A06.26.006.001	()		4000
			8700
A06.08.009.002			8700
A06.09.005			2600
A06.09.005.002			8700
A06.11.004			2600
A06.11.004.001			8700
A06.30.005			3500

A06.30.005.003						8700
A06.28.009						3500
A06.28.009.001						8700
A06.30.007						8700
A06.30.007.002						8700
A06.30.005.001						8700
-	()				
A06.03.021.001						2600
A06.03.021.002						8700
A06.03.021.001		-	2	(2		3600
,2	,2)				
A06.03.021.002		-	2	(2		9700
,2	,2)				
A06.03.036.001						2600
A06.03.036.002						8700
A06.03.058		()			2600
A06.03.058.003	()				8700
A06.03.062						2600
A06.04.020		-				2600
A06.04.017						2600
						2600
						8700
A06.12.052	-					8700
A06.12.053	-					8700
A06.12.050	-					8700
A06.12.054	-					8700
A06.12.055	-					8700
A06.12.057	-					8700
A06.12.058	-					8700
A06.12.001.001	-					8700
A06.12.001.002	-					8700
A06.23.004.007						8700
A06.10.009		()			3500
A06.10.006.001	-					12900
A06.10.006.001						12900
A05.23.009						3100
A05.23.009.001						7100
A05.12.004	()				3100

A05.12.005	()	3100
		7100
		7100
A05.22.002.001		6500
A05.26.008.001		7100
A05.08.001		3100
A05.26.008		3100
A05.22.002		3100
A05.04.001	-	5000
A05.30.008		3100
A05.23.009.004	-	3100
A05.23.009.008	-	3100

A05.04.001	-	3100
A05.30.008		3100
A05.03.002		3100
A05.03.002		3100
A05.03.002		3100
A05.03.002.001		7100
A05.30.008.001		7100
A05.03.002.001		7100
A05.03.002.001		7100
A05.23.009.010	()	3100
A05.23.009.011	()	7100
A05.23.009.013	- ()	3100
A05.23.009.016 ()	-	7100

	()	14000
A05.30.005		4000
A05.30.007		4000
A05.30.005.001		7100
A05.30.007.001		7100
A05.22.001	-	4000
A05.22.001.001	-	7100
A05.14.002		7100
A05.15.001		3500
A05.15.002		4000
A05.28.002		3100
A05.28.002.001	-	7100

A05.30.004.001		7100
A05.30.004		4000
A05.21.001		4000
()+		7000
A05.21.001.001	c	7100

A05.30.004.001		7100
A05.30.004		4000
A05.30.004	() (, ,)	4000
A05.04.001	(,) , ,	3500
A05.30.011.002		3500
A05.30.012.002		3500
A05.30.010		4000
A05.01.002		4000
A05.01.001		7100
A05.30.010.001		7100
A05.08.002	-	4000
A05.08.004	-	4000
A05.03.002	+ +	7000
	+	5000
	+	5000
	+	5000
	: + +	7000
	+ +	7000
	+	4500
	+	4500
	+	5000
A05.03.002	+ +	4500
	+	4500
	+	7000
	+	4500
	+	4500
	+ +	5000
A06.30.008		1500
A06.08.003		1000
		1000
	2	1000
A06.08.003.002		1000
A06.08.003.002		1000
A06.03.005	,	1000
A06.03.056		1000
A06.04.001	-	1000

A06.26.001			1000
A06.07.008			1000
A06.07.009			1000
A06.25.002			1000
A06.25.002.001			1000
A06.03.010			1000
()	3		2000
A06.03.013			1000
A06.03.019			2000
A06.03.014			2000
A06.03.015		2	1000
		3	2000
A06.03.017			1000
A06.03.016			2000
A06.03.017.001			1000
A06.03.017.002			1000
A06.04.013	-		1000
	2		1000
A06.04.010			1000
A06.03.028			1000
A06.04.003			1000
A06.03.029			1000
A06.04.004			1000
A06.03.026			1000
A06.03.032			1000
	2		1000
A06.03.035	1		1000
A06.03.021			1000
A06.03.030			1000
A06.03.027			1000
A06.03.031			1000
A06.03.033			1000
A06.04.005			1000
	2	(1)	1000
	2		1000
A06.03.042			1000
	2		1000
A06.04.012			1000
A06.03.053	2		1000
			1000

A06.03.050			1000
			1000
		2	2000
A06.03.036			1000
A06.03.048			1000
A06.03.054			1000
A06.03.055		1	1000
A06.04.011			1000
A06.03.043			1000
A06.03.045			1000
A06.03.046			1000
A06.03.049			1000
A06.03.051			1000
A06.03.052		1	1000
A06.03.053.001			1000
A06.30.004.001			1000
			3000
A06.28.001			1000
		2	1000
A06.28.002			3100
		1 ()	1000
		2	1000
A06.03.023		()	1000
A06.03.024			1000
A06.04.014		-	1000
A06.03.022			1000
A06.09.007			1000
		-	1000
			1000
		1	1000
		2	1000
A06.20.004			1100
A06.20.004		2	1900
	c	(1 2-)	1500
	c	(2 2-)	2500
A06.20.004.002			1500
A06.20.008			1000
B01.023.001	(,)	-	1400

B01.023.002	(,) -		1200
B01.023.001	(,)		2500
B01.023.001	(,) - () 60		2300
B01.023.002	(,) - () 30		2100

A11.02.002	(1)		2500
A22.30.015	(1)		1000
A11.02.002			29900
A25.24.001.002			19500
A25.24.001.002			8900
A11.01.002	225 ()		24000
A11.24.001			2000
A11.02.002			1500
A11.02.002			1500
A11.02.002	()		1500

B01.047.001	(,) -		1400
B01.047.002	(,) -		1200
()			1200
()			2500

B01.031.001	()		1400
B01.031.002	()		1200
B01.031.001	()		2000
B01.031.002	()		2000
B01.031.001			1300
B01.031.001	()		1300
B01.031.001	-1 (,)		1500
B01.031.001	()		800
B01.031.001	/ ()		700
B01.031.001	(: ,)		800
B01.031.001	18 (095/)		800
- 095/			800
B01.031.001			800
B01.031.001	- (076/)		2000
B01.031.001	(079/)??		800

B01.029.001	(,) -		1400
B01.029.002	(,) -		1200

/

A02.26.015)	-	(200
A12.26.016			150
A03.26.010)		(400
A03.26.010)		(400
A02.26.015			200
A02.26.015	()	400
A02.26.015	()	200

B01.057.001	(,)	-	1400
B01.057.002	(,)	-	1200
B01.057.001	(,)	- (800
B01.057.002	(,)	()	800

A16.01.002	()		1500
A16.01.012)	()	()-2	1900
A16.01.011	()		1000
A16.01.027			2600
A16.30.060			1800
A16.01.009	()		1500
A16.30.069	()		500
A16.01.001			1000
A11.04.005			1000
A11.30.024			1100
A16.01.012)	()	()-1	1300
A16.01.008.001			2100
A16.01.004)		(700
A16.01.004		()	2000
A15.01.001			400
A15.01.002			1000
A11.01.001	()		400
A16.30.076			1400
A16.01.028	()		500
A16.01.016	(05-1 ,1)		1300
A16.01.016	(1-3 ,1)		1500
A16.01.016	(3-5 ,1)		1900
A16.01.017		(05-1 ,1)	1700
A16.01.017		(1-3 ,1)	1900
A16.01.017		(3-5 ,1)	2400
A16.01.017		(5 ,1)	2900
			500
A16.01.018 (, , 05-1 -1)		-	1800
A16.01.018 (, , 1-3 -1)		-	2100

A11.01.001	()	400
A16.01.003		2000
A16.30.032	1 -3 1	1300
A16.30.032	3 -5 1	1900
A16.01.018 (, , 3 -5 1)	-	2500
A16.01.003	(2)	2600
A16.01.023	(0,5-1 1)	1500
A16.01.023	(1 -3 1)	1900
A16.01.023	(3 -5 1)	2400
A16.01.030	(1)	2400
A16.01.030	(2)	3100
A16.30.069	(),	1000
A16.30.014		29900
A16.30.007.001		19000
A16.30.043.002		14800
A16.30.043.003		26000
A16.14.018.003	,	11000
A16.30.004.003	()	42300
		56400
A16.30.004.007		65000
A16.30.004.016		55000
A16.30.001.002	-	35000
A16.30.002.002		35000
A16.30.001	() ()	23100
A16.30.002	()	20000
A16.14.009.002		35000
A16.19.018	()	15000
A16.30.004.004	()	46000
A16.01.018 (, , 5 10 -1)	-	9500
A16.01.018 (, , 10 -1)	-	12000
A16.30.032	(5 -1)	9800
A16.30.032	(10 -1)	12800
A16.30.006		34200
A16.30.006		65000
A16.18.022		28000
A16.18.022.001		30000
A16.22.002		120000
A16.22.001		55000
A16.30.002	()	163000
A16.16.017.016		230000

A16.30.004.010		1	40000
A16.30.004.010		2	55000
A16.30.004.010		3	70000
A16.30.004.001 4	()1	22000
A16.30.004.001 4	()2	30000
A16.30.004.011	(1	4)	37000
A16.30.004.011	(2	4)	45000
A16.30.004.002	(5)	25000
A16.30.004.002	(5)	31000
A16.30.005.002			36000

			2420
A08.30.046	-	()	2420

A04.12.005.003	()	1500
-	(+	2400
-	(+	2800
			1500
A04.12.001.004		-	800
A04.12.001.004			800
A04.12.001.001			1400
A04.12.002.002			1400
A04.12.002.001			2000
A04.12.002			1900
A04.12.002.003			1000
A04.12.001			1000
	()+	2000
A04.12.014			900
A04.12.001.006	()	1800
	()+	2800
A04.12.022			1400
A04.12.001.002			700
A04.12.003			1100
A04.12.003.001			1400
A04.12.003			1100
A04.12.014			900
A04.12.005.003			2000
A04.22.001			600


		1200
A04.30.010		1100
A04.30.001	(1200
A04.30.001.001)	1300
A04.30.001.007	() III	1800
A04.12.024.003	II-III)	1300
A04.04.001	()	700
A04.20.003	()	700
A04.20.003	()	400
A04.20.001.004	(-)	700
A04.30.001.002	, ,1) 4D (26 ,	2500
A04.30.001	II	1500
A04.30.001.002	3D	1700
A04.30.001.001	()	2000
A04.12.024.003) (II-III) (2400
A04.30.001.006	-	2500
(II)		
A04.30.001.008	III	2500
A04.30.001.002	(26 , ,1) 4D	3500
A04.30.001.002	3D	2400

A11.06.001.001		900
A11.20.010.003		900
A11.22.002.001		900
A11.30.024.001		900


A04.04.001	() 1	900
A04.04.001	() 1	700
A04.04.001	() 1	800
A04.04.001	() 1	800
A04.04.001	() 1	800
A04.04.001	() 1	800
A04.04.001	() 1	600
A04.04.002	()	600
A04.12.022		1400

A04.24.001	(1100
A04.24.001)	3200


B03.037.001			500
A05.10.006			500
A02.12.002.001			1200
A05.10.008		24	2000
+		24	2200
A12.10.001	(+	750
)	750
A05.23.001			1100
A12.10.001			750




B01.058.001	(,)	-		1400
B01.058.002	(,)	-		1200



B01.001.001	(,)	-		1500	
B01.001.002	(,)	-		1300	
B01.001.002	()	-		800	
B01.001.001	(,)	-	-	(1500



A11.20.011			1500	
A11.20.014			1500	
A11.20.008			5400	
A11.20.008.001			2900	
A11.20.002			450	
A11.20.003			800	
A03.20.001			1000	
A11.20.015			500	
A16.20.036			2100	
A08.20.004)	(1400
A11.20.015			500	
A14.20.002			900	
(
A16.20.036.001			7500	



A16.20.038			39000
A16.20.016			39900
A16.20.017.001			34900
A16.20.004.001			30900
A16.20.003.001	-		36900
A16.20.041.001			29900
A16.20.001.001	(34900
)		

A16.20.001.001 ()		37900
A16.20.003.001		30900
A16.20.010.001 ()		73900
A16.20.010.001 2 ()		75900
A16.20.010.003 ()	1	74900
A16.20.010.003 ()	2	84900
A16.20.010 ()		58900
A16.20.011.001 ()		83900
A16.20.011.001 ()		94900
A16.20.011.002 ()		76900
A16.20.011.002 2 ()		87900
A16.20.063		92900
A16.20.033		35900
A16.20.012		77900
A11.20.003		1100
A03.20.003		19000
A16.20.042.003 ()		60750
A16.20.061.001 ()	(1	35000
A16.20.061.001 ()	(2	40500
-		
A16.20.035 (())		58900
A16.20.035.001 (1- ())		39900
A16.20.035.001 (2- ())		61900
A16.20.028.002		20900
A16.20.028.003		20900
A16.20.083		38900
A16.20.023		31900
A16.20.065		21900
A16.20.063.018		21900
A03.20.003		17000
A03.20.003.001 1		26900
A03.20.003.001 2		33900
A03.20.003.001 3		39900
-		
A16.20.066		4100
A11.20.018 ()	(2900
A16.20.059		950
A16.20.059.001		3900
A16.20.036		5900
A16.20.091.001		2800

A11.20.008.001		2000
A11.20.008.002		2700
A16.20.006		42000
A16.20.007		28900
A11.20.008		5400
A11.20.008.001		2900
A16.20.026.001		23000
A16.20.098	(1)	27770
A16.20.098 +)	(2)	41000
A16.20.083		46000
A16.20.029		27770
A16.20.024		63000
A16.20.028.005	(1)	49000
A16.20.028.005	(2)	60000
A16.20.019 +		120000
A11.01.013		10200
A11.01.013		14900
A11.01.013		26900
(7 +), (Identification of Sexually Transmitted Infections (STI) Pathogens, Scrape of Urogenital Epithelial Cells)*		1485
(4 +): Chlamydia trachomatis, Neisseria gonorrhoeae, Trichomonas vaginalis, Mycoplasma genitalium, (Identification of Sexually Transmitted Infections (STI) Pathogens, Chlamydia trachomatis DNA, Neisseria gonorrhoeae DNA, Trichomonas vaginalis DNA, Mycoplasma genitalium DNA, Human DNA)		1023
+ , o 16 18 Urogenital Epithelial Cells, 2 Types (16, 18) (HPV DNA, Scrape of		385
16, 18, 31, 33, 35, 39, 45, 51, 52, 56, 58, 59, 66, 68 + (HPV DNA, Scrape of Urogenital Epithelial Cells, 14 Types (16, 18, 31, 33, 35, 39, 45, 51, 52, 56, 58, 59, 66, 68))	14 :	385
18, 31, 33, 35, 39, 45, 51, 52, 56, 58, 59, 66, 68 + (HPV DNA, Scrape of Urogenital Epithelial Cells, 14 Types (16, 18, 31, 33, 35, 39, 45, 51, 52, 56, 58, 59, 66, 68) Screening)	() 14 : 16,	990
(Neisseria gonorrhoeae, DNA, Scrape of Urogenital Epithelial Cells)*		275
(Neisseria gonorrhoeae,), (GC, Neisseria gonorrhoeae Culture. Bacteria Identification and Antibiotic Susceptibility Testing)		990
(Bacterial Vaginosis, BV)		1694
(Chlamydia trachomatis), (Chlamydia trachomatis, DNA, Scrape of Urogenital Epithelial Cells)*		275
A08.20.017.002 (; ThinPrep®)		1320
A08.20.004		660
(; ; -)*		2420
(INBIOFLOR-Comprehensive Study of Microflora Composition of Urogenital Tract (UGT))		3058

APS)	(),	(Antiphospholipid Syndrome,	3927
	(Genitourinary Tract Culture. Bacteria Identification and Antibiotic Susceptibility Testing)*		1276
	() (Vaginal Biocenosis: Bacteriophage and Antimycotic Susceptibility Testing (Gram Stain, Bacterioscopic Examination of Smear))*	1650
	(The Bethesda System ? TBS) (Cytological Examination of Cervical Epithelium with Description on The Bethesda System, TBS)		627
MICROBIOCENOSIS (PCR Panel Femoflor 16))		16. (UROGENITAL TRACT	2310
			495
-) (Cytological Examination: Cervix, Pap-test)	(1100
	(Candidiasis, Screening and Typing)		1012
MICROBIOCENOSIS, Screening (PCR Panel Femoflor Screen))		. (UROGENITAL TRACT	2035
MICROBIOCENOSIS (PCR Panel Femoflor 8))		8. (UROGENITAL TRACT	1628
B01.053.001	(,) -		1400
B01.053.002	(,) -		1200
B01.053.002	(,) ()		800
A16.28.040	(1)		2100
			10000
A16.28.058			1000
A16.28.052.001			2400
A16.28.072.001			2400
A11.28.008			2000
A11.28.006.001			500
A21.21.001			550
A12.21.003			650
A15.21.001	()		1000
A03.28.002			3500
A03.28.003	()		6000
A03.28.001			5000
A16.28.077			5000
A11.28.012			1000
A16.21.015			2300
A16.28.013.001			1000
A06.28.007			5000
A06.28.011			5000
()			10000
A16.28.077			6000
A11.28.012			2000
A11.28.007	()		1000
A16.01.016			10000
A11.28.008			2000

A22.28.001			25000
A22.28.002			25000
A16.21.038			12000
B01.015.001	(,) -		1400
B01.015.002	(,) -		1200
B01.008.003	()		1400
B01.008.004	()		1200
A11.02.002	. (1)		260
A11.02.002	. (1)		290
A11.01.003	. 1		2999
A11.01.003	. 2		4999
A11.01.003 PRP-	1 (1)		5000
A11.01.003	mesoline () 2,5 .		2500
A11.01.003	mesoline () 2,5 .		2500
A16.01.024	(PRX-t33)		3750
A16.01.024			2000
A16.01.024			2500
A14.01.008			3000
			2000
B01.028.001	(,) -		1500
B01.028.002	(,) -		1300
B01.028.002	() -		800
A11.01.014			200
A12.25.001			1300
A11.07.004	,		2000
A11.08.001			5000
A11.08.002			3500
A11.25.006			3000
			200
A11.08.019			600
A16.01.012	()		4000
A16.08.054			3000
A11.08.007			1000
A03.25.003			300
A22.30.033			2500
A11.08.022	(-) (1)		2500

A11.08.022 (-)	-	(2)	3500
A21.25.002			250
A11.07.022			300
A16.01.004			1000
A15.01.002			1000
A16.08.006.001		(1)	2500
A11.08.021.001			850
A16.08.016			750
A16.25.007	(1)		700
A11.08.004			1500
A16.08.023		(1)	2000
A16.08.023		(2)	3800
A11.25.003.001			800
A16.01.017.001	1 3 .		3500
A16.25.008			1500
A02.25.001		()	1200
A03.08.004			1500
A03.08.001	()		1400
B01.003.004.004			300
B01.003.004.005		(I)	500
B01.003.004.005		(II)	700
B01.003.004.005		(III)	900
	()		200
	()		200
	()		200
A11.08.020		()	700
A03.25.001			650
A16.08.012			1000
A16.08.009.001 -1 :1			10000
A16.08.009.001 -1 :2			20000
A16.08.009.001 -1 :3			30000
A16.08.010.001		:1	10000
A16.08.010.001		:2	15000
A16.08.010.001		:3	20000
B01.003.004.001		()	1000
A16.07.087	:1		12000
A16.07.087	:2		15000
A16.07.087	:3		20000
			1000
A16.08.013	:1		18000
A16.08.013	:2		24000
A16.08.013	:3		29000
A16.08.001	1		35500
A16.08.014	1		10000

A15.03.003		()		3500
A16.08.017.001			1	30000
A16.08.017.001			2	37000
A16.08.017.001			3	42000
A16.08.035		(3)		35000
A16.08.002	1			32000
A16.08.002	2			38000
A16.08.002	3			42500
A16.08.001	2			37500
A16.08.001	3			42500
				5000
A16.08.064	1			18500
A16.08.064	2			23500
A16.08.064	3			28500
A16.08.014		2		15000
A16.08.014		3		25000
A11.25.006				3000
A17.30.021				6000
A11.08.022				2500
A11.07.022				300
A15.01.002				1000
A16.08.006.001				2500
A12.25.006				300
A11.25.003.001				800
A16.01.017.001	1			3300
A16.08.007				2500
A16.08.011				2500
A16.25.011				2000
A16.08.035		(1)		5000
A16.08.035		(2)		20000
A16.08.008.004		(1)		15000
A15.03.003		()		5000
A16.27.003.001			(1	38000
A16.27.003.001			(2	45000
A16.27.003.001			(3	50000
A16.25.042			(1)	3000
A16.25.042			(2)	5000
A16.25.042			(3)	7000
A16.08.008.004		(2)		35000
				781
				2420

A04.12.014		900
	()	1300
A04.12.003.001 ()		900
A04.12.002.002		1100
A04.12.002.001		2000
A04.12.002		1800
A04.12.002.003		1000
A04.12.001		1000
A04.12.001.001		1100
A04.12.001.002		600
	()	1500
A04.12.014		900

A04.22.001		500
		700
		800

A04.16.001 (, , , ,)		1100
(, , , ,)		1800
A04.14.001		700
A04.14.002		500
A04.14.002.001		650
A04.06.001		500
A04.15.001		500
A04.18.001		500

A04.28.002.001		800
A04.22.002		400
A04.28.001		700
A04.28.002.001		600
A04.28.002.005		600
A04.28.002.003		500

A04.28.003		700
------------	--	-----

A04.10.002 (+)		1650
------------------	--	------

A04.01.001 ()		750
A04.09.001		600
A04.06.003		600
A04.18.001		500

A04.06.002		800
------------	--	-----

A04.06.002			800
A04.06.002			600
A04.06.002	/		600
A04.06.002			600
A04.06.002			600
A04.06.002	, /	, , , ,	1900
A04.21.001			700
A04.20.001	()		850
A04.20.002	()		850
A04.20.002.001 ()			950
A04.20.002	()		700
A04.23.001 (+)	()		900
A04.23.001	()	()	700
A04.03.001	1		700
A04.07.002			600
A04.08.001	(4-5)		500
A04.04.001.001	(1)		600
A04.03.001			600
A04.04.001	(- / -)		450
B01.059.001	(,) -		1400
B01.059.002	(,) -		1200
A03.08.004.002			6900
A16.30.074			4400
B01.059.001	(,) -	()	800
()			
A03.16.001	()		2300
A11.16.002	- ()		900
	IgA Helicobacter pylori)		850
A26.19.098	Helicobacter pylori ()		870
A11.16.002		/	1040
	Helicobacter pylori IgG (-)		3220
A11.16.002	()		400
A03.16.001.005	()		2900
			2000
A11.16.001	()		400
A11.16.003	()		400
A03.16.001.001			4900
A03.16.001.004			2400
A11.16.010			1100

A16.12.020.002		4900
A16.16.041.001		6500
A16.16.041.003		5000
A16.16.048		5000
A03.08.003		1100
A16.16.052 (1)		6700
A16.16.052 (1 2)		7900
A16.16.052 (2 5)		9900
A11.16.002 OLGA/OLGIM)	(c	7000

A03.18.001.001		2600
A03.19.002		1800
A11.18.001	()	400
A11.19.001 ()		400
A11.19.002)	(400
A16.18.019.001	(1)	6900
A16.18.019.001	(1 2-)	8100
A16.18.019.001	(2-)	10900
A03.18.002		11900
A03.19.004		3100


A03.09.001		2900
A03.08.001.001	()	2600
A11.07.016.001)	(400
A11.08.003.001 ()		400
A11.08.008.001 ()		400
A11.08.012.001 ()		400
A03.09.002		2900
A03.09.003		3300
A03.16.002		500
A03.30.006.001		2900
A11.09.008		400
A11.09.006		3000

	()	1400
	()	1200


B01.027.001	(,) -	1400
B01.027.002	(,) -	1200

			2100
(60)			
Check-Up	45		12300
Check-Up	40		14500
Check-Up	45		17100
Check-Up	40		18700
Check-Up (-)"	"	40	8600
Check-Up (-)"	"	40	10700
"	" (;	;	2990
)	" (+		1600
)			
+	+	+	7500
B01.004.001	(,) -		1400
B01.004.002	(,) -		1200
A11.12.003.001	()		400
A11.12.003	() (1		250
A11.01.002			170
A11.02.002	(1		200
A11.16.010			1100
	()	2 .(1)	200
)	()	4 (1	100
)	()	5 (1	100
)	()	30 /1 (1	50
100 (1)	()	5 /	450
		5 / (1)	50
		50 / (1)	50
	()	10 (1)	230
	()	5 (1)	300
		2 .(1)	200
)	()	5 (1	120
		20(1)	30
		1.0(1)	15
		1,5% 200 (1)	200
		2 (1)	25
		5 (1)	150
	()	(1)	100
		50 / 2 (1)	1115

		400 (1)		450
		50 (1)		5
		50 (1)		5
			5% (1)	5
		40 / 5 (1)		160
		1000 /4 (1)		130
		2 (1)		65
		8 (1)		390
			1 (1)	260



		()		1400
		()		1200




B01.008.001	(,)	-		1400
B01.008.002	(,)	-		1200



B01.023.003		-	(1200
3-)	
B01.058.006		-	(1200
3-)	
B01.047.009		-	(1200
3-)	
B01.001.007		-	-	1200
	3)		(
B01.057.005		-	(1200
	3))	



B01.003.001	()	-	-	1400
B01.003.002	()	-	-	950



B01.003.004.009		(30)		5500
B01.003.004.009		(1)		10000
B01.003.004.012			30	6500
B01.003.004.012			1	12000
B01.003.004.007		(1)		12000
B01.003.004.007		(2)		13000
B01.003.004.008	-		1	11900
B01.003.004.008	-		2-	16000
B01.003.004.010			(1)	13000
B01.003.004.010			(2)	15000
B01.003.004.009		(2-)	13500
B01.003.004.009		(2-)	15000
B01.003.004.007		(2)		14000

B01.003.004.006	(30)	8000
B01.003.004.006	(1)	12000
B01.003.004.006	(2)	13000
B01.003.004.006	(2)	15000
B01.003.004.008	- (30)	7000
B01.003.004.008	- (2)	15000
B01.003.004.010	(30)	7000
B01.003.004.010	(2-	17000
B01.003.004.012	(30)	6000
B01.003.004.012	(1)	12000
B01.003.004.012	(2)	13000
B01.003.004.012	(2)	16000
B01.003.004.011	(30)	6000
B01.003.004.011	(1)	11000
B01.003.004.011	(2)	15000
B01.003.004.011	(2)	16000
B01.003.004.009.001	(30)	4500
B01.003.004.009.001	(1)	7000
B01.003.004.009.001	(2-	8000
B01.003.004.009.001	(2-	10000
B01.003.004.009.001	()	3700
B01.003.004.009.001	()	4900
B01.003.004.009.001	(+)	7100
B01.003.004.007	(30)	5500
A 16.09.011	(1)	1000
A 16.09.011	(12)	7000
B01.003.004.001		1000

B01.003.003	- -	5000
		3000
B01.001.007	- - , ()	1500
B01.001.007	- - ,	5000
B01.057.005	-	5000
B01.028.003	-	5000
B01.047.009	-	5000
B02.001.001		1100
B02.003.001	,	2500
B02.003.002	,	2500
B02.003.004		3000
B02.003.005		3000
B02.004.001		1900
B02.007.001		3000

B02.008.001			3000
B02.015.002		-	3000
B02.018.001			1200
B02.018.001			1200
B02.029.001			1200
B02.057.001			1200
B02.070.001			3000
B03.003.006			1200

B01.018.001	(,) -		1400
B01.018.002	(,) -		1200

A16.19.003.001	(, 1)		6500
A16.19.013.002	()1		3100
A11.30.005)1	(1500
A11.30.005)2	(2100
A16.19.018			15000
A16.19.033 (1)			2100
A16.19.024			5900
A16.19.034			15000
A03.19.002			1800
A03.19.001			1100
A16.19.040			1500
			600
	/		700
A16.19.017			6100
A16.19.017			10000
A16.01.017	1		8600
A16.01.017	2		11600
A16.01.017	3		15100
A16.19.044	(1)		7000
A14.19.002			700
A16.19.034	- 1		15000
A16.19.034	- 2		20000
A16.19.034	- 3		29900
A15.19.001			700

A16.19.003.001)1	(, 1		12100
A16.19.003.001)2	(, 1		17100
A16.19.041	1		13900
A16.19.041	2		17900

A16.19.033 ()1		6300
A16.19.033 ()2		9300
A16.19.024 ()1		21000
A16.19.024 ()2		25000
A16.19.024 ()3		29000
A16.19.013 1		28500
A16.19.013 2		33900
A16.19.013 3		48100
A16.19.010 1		22100
A16.19.010 2		26100
A16.19.010 3		39100

"A" "M", "A1" "B1"		1300
"A" "M", ()		1700
"B" "BE", "B1" ()		1300
"B" "BE", "B1" () (- -)		1700

B01.050.001 (,) - -		1400
B01.050.002 (,) - -		1200

A11.04.003		1100
A11.04.004		1200
A15.02.001		500
A15.03.001		500
A15.03.003		700
A15.03.003.002		600
A15.03.007		600
A15.03.009		700
A15.03.010 ()		500
A15.03.010.001		600
A15.04.001 ()		700
A16.02.007 ()		29900
A16.02.008 ()		29900
A16.02.009		26000
A16.03.034		2600
A16.04.003		23000
A16.04.018		3100
A16.30.032		1300

A16.30.032		1500
A16.30.032		1900
A16.30.032		2400

B01.013.001	(,) - (60)	2000
B01.013.002	(,) - (60)	1900
B01.013.002	(,) - (60)	2500

A05.30.014		900
------------	--	-----

		18411
24		13092
25		33715
I-III		61957
(,) -		1400
/ ()		1400
(PAPP-A)		1400
		200
I		2200
II		1500
		1000
III		2000

		150
--	--	-----

()

IgG4- (Diagnosis of Autoimmune Pancreatitis and other IgG4-Related Diseases)		1837
Ig () (Anti- ndomysial antibodies, Anti-EMA, Ig)		1430
IgG () (Anti-Sacch romyces Cerevisiae Antibodies, ASCA, IgG)		1232
IgA IgG (Anti-Intestinal Goblet Cells Antibodies, GAB, IgA, IgG, Total)		1199
Ig () (Anti-Sacch romyces Cerevisiae Antibodies, ASCA, IgA)		1232
IgG IgA (, Autoantibodies against Exocrine Pancreas, Pancreatic Antibodies, PAB)		1199
IgG (Anti-Deaminated Gliadin Peptide, Anti-DGP, IgG)		781
IgG		2189
Ig (Anti-Tissue Transglutaminase Antibodies, Anti-tTG, tTGA, IgA)		1122
IgG (Anti-Tissue Transglutaminase Antibodies, Anti-tTG, tTGA, IgG)		1122
IgA IgG (Anti-Reticulin Antibodies, ARA, IgA, IgG, Total)		1276
Ig () (Anti-Neutrophil Cytoplasmic Antibodies, ANCA, IgA)		1232
IgG (Anti-Intrinsic Factor, IFAb, Intrinsic Factor Antibodies, IgG)		1650

(Anti-ndomysial IgA, IgG, IgM, Total)	(Anti-ndomysial antibodies, Anti-EMA, IgA, IgG, Total)	1276
(Anti-GP2)	(Anti-GP2 IgG, IgA, GP2)	1980
(Anti-DGP, IgA)	(Anti-Deaminated Gliadin Peptide, IgA)	781
BHD, Gene FLCN, Mut.)	FLCN, . (Birt-Hogg-Dube Syndrome, Mut.)	51348
Mut.)	MFN2, . . (Charcot-Marie-Tooth Disease Type 2A1, Gene MFN2, Freq. Mut.)	5148
	4 TBP, . .	3410
	N1, . .	3410
	(. (Arthrogryposis Distal Type 2A, Gene MYH3, Freq. Mut.)	9999
Disease Type 1B, Genes NDRG1, SH3TC2, Mut.)	(. (Charcot-Marie-Tooth Disease Type 1B, Genes NDRG1, SH3TC2, Mut.)	5148
Ataxia, Gene ATXN8, Freq. Mut.)	ATXN8, . . (Spinocerebellar Ataxia, Gene ATXN8, Freq. Mut.)	5148
	(. (Left Ventricular Non-Compaction, LVNC, Gene TAZ, Mut.)	25707
	MVK, . (Mevalonic Aciduria, Gene MVK, Mut.)	42801
	8, 9 LMNA, . (Mandibuloacral Dysplasia, Exons 8, 9 Gene LMNA, Mut.)	7161
Atrophy, SMA, Type I, II, III, IV (copy Number Variation SMN2))	I, II, III, IV (SMN2) (Spinal Muscular Atrophy, SMA, Type I, II, III, IV (copy Number Variation SMN2))	16577
	CHRNA9, . (Escobar Syndrome, Gene CHRNA9, Mut.)	34254
	BSCL2, . (Silver Syndrome, Gene BSCL2, Mut.)	29975
Hemophagocytic Lymphohistiocytosis, Gene STX11, Mut.)	STX11, . (Familial Hemophagocytic Lymphohistiocytosis, Gene STX11, Mut.)	14267
-1-	, SERPINA1, . .	2035
	I, II, III, IV. SMN1, . (. (Spinal Muscular Atrophy, SMA, Type I, II, III, IV, Gene SMN1, Mut. (Only Presence One Gene Copy))	34254
Mut.)	CINCA, NLRP3 . (Chronic Infantile Neurologic Cutaneous Articular, Gene NLRP3, Mut.)	51348
	TBX3, . (Pallister W Syndrome, Gene TBX3, Mut.)	29975
(Oculopharyngeal Muscular Dystrophy, OPMD, Gene RABPN1, Freq. Mut.)	RABPN1, . .	5148
(Gerstmann-Straussler Disease, Gene PRNP, Mut.)	PRNP, .	14916
	(. (Bloch-Sulzberger Syndrome, Familial Incontinentia Pigmenti, Gene IKBKG, Freq. Mut.)	5148
	GJB2	11264
(NS3, NS5A NS5B	12837
	RAB27A, . (Griscelli Syndrome, Gene RAB27A, Mut.)	21428
Angioedema Type I, Gene C1NH, Mut.)	C1NH, . (Hereditary Angioedema Type I, Gene C1NH, Mut.)	29975
	(. (Charcot-Marie-Tooth Disease Type 1B, Gene 22, Mut.)	17523
	HRAS, . (Costello Syndrome, Gene HRAS, Mut.)	7161
(Metaphyseal Chondrodysplasia, McKusick Type, Gene RMRP, Mut.)	RMRP, .	7161
Gene MEFV, Mut.)	MEFV, . (Familial Mediterranean Fever, FMF, Gene MEFV, Mut.)	41525
(Shwachman-Diamond Syndrome, Gene SBDS1, Freq. Mut.)	SBDS1, . .	7161

HLA-A29	3300
ACVR1, « » . . (Fibrodysplasia Ossificans Progressiva, FOP, Gene ACVR1, without Hot-Point Mut.)	29975
Gene EDNRB, Mut.)	29975
ERCC6, . (Cockayne Syndrome, Gene ERCC6, Mut.)	94083
SLC26A2, Mut.)	25707
B1. ROR2, . (Brachydactyly Type B1, Gene ROR2, Mut.)	14267
().	76989
Gene GLI3, Mut.)	8910
	17160
EGR2, . (Charcot-Marie-Tooth Disease Type 1B, Gene EGR2, Mut.)	9999
Gene FGFR2, Mut.)	38522
7 9 FGFR2, . (Crouzon Syndrome, Exons 7, 9	11264
- a - a ().	42801
ENG, . (Rendu-Osler-Weber Disease, Gene ENG, Mut.)	29975
Exudative Vitreoretinopathy, FEVR, Gene NDP, Mut.)	51348
NDP, . (Familial	10285
Lipodystrophy 2, Gene LMNA, Mut.)	17160
LMNA, . (Familial Partial	14267
(Nail-Patella Syndrome, NPS, Onychoosteodysplasia, Gene LMX1B, Mut.)	94083
LMX1B, .	11264
Mut.)	10120
SGCE, . (Myoclonic Dystonia, Gene SGCE,	14267
ATP7B, Freq. Mut.)	42801
ATP7B, . . (Wilson Disease, Gene	9020
NGF, Mut.)	17160
, NGF . (Hereditary Sensory and Autonomic olynuropathy, Gene	17160
« » ALMS1, « » . . (Alstrom	14267
syndrome, Gene ALMS1, Hot-Point Mut.)	94083
().	11264
TCOF1, . (Treacher-Collins Syndrome, Franceschetti-Klein Syndrome, Mandibulofacial	10120
Dysostosis without Limb Anomalies, Gene TCOF1, Mut.)	14267
GJB3, . (Erythrokeratodermia, Gene GJB3, Mut.)	94083
	11264
, GLA, .	10120
« » TRPV4, « » . . (Distal Spinal Muscular Atrophy Congenital	14267
Non-Progressive, Gene TRPV4, Hot-Point Mut.)	42801
SLC22A5, . (Systemic	42801
Primary Carnitine Deficiency, SPCD, Carnitine Deficiency Systemic Primary, CDSP, Gene SLC22A5,	9020
Mut.)	17160
FXN, . . (Friedrich A taxia, Gene FXN, Freq.	5148
Mut.)	17523
(, ,) .	14916
EMG1, . (Bowen Conradi Syndrome, BCS, Gene EMG1, Mut.)	25707
(Leber Hereditary Optic Neuropathy, LHON, Mitochondrial DNA, 3 Freq. Mut.)	6820
().	76989
Syndrome, Gene BCS1L, Mut.)	12056
BCS1L, . (Bjomstad	51348
TWIST1, Mut.)	17160
TWIST1, . (Saethre-Chotzen Syndrome, Gene	25707
(- - -) II.	6820
GDAP, . (Charcot-Marie-Tooth Disease Type 2A1, Gene GDAP, Mut.)	76989
COMP, . . (Pseudoachondroplasia, Gene	12056
COMP, Freq. Mut.)	51348
NPHS1, . (Nephrotic Syndrome Type 1, NPHS1,	17160
Gene NPHS1, Mut.)	
FGFR3, . . (Achondroplasia, Gene FGFR3, Freq.	
Mut.)	
NLRP3 . (Familial Cold Autoinflammatory	
Syndrome, FCAS, Gene NLRP3, Mut.)	
(- - -) I.	
O, . (Charcot-Marie-Tooth Disease Type 1B, Gene O, Mut.)	

DLL3, Mut.)	DLL3, . (Spondylocostal Dysostosis, Gene	29975
	NPHP1, . (Nephronophthisis 1, NPHP1, Gene NPHP1, Mut.)	17006
Muscular Dystrophy, Gene FHL1, Mut.)	FHL1, . (Emery-Dreifuss	34254
Dihydrate, CPPD, Gene ANKH, Mut.)	ANKH, . (Chondrocalcinosis, Calcium Pyrophosphate	51348
MULIBRAY. Mut.)	TRIM37, . (Muscle-Liver-Brain-Eye, Gene TRIM37,	9999
(Leber Hereditary Optic Neuropathy, LHON, Mitochondrial DNA, 12 Freq. Mut.)	, 12 . .	14267
Ataxia, Gene ATXN7 Freq. Mut.)	ATXN7, . . (Spinocerebellar	5148
	IGHMBP2, . (Distal Spinal Muscular Atrophy 1, DSMA1, Gene IGHMBP2, Mut.)	64163
RP2, Mut.)	RP2, . (Retinitis Pigmentosa, Gene	21428
Syndrome, Type VI, Gene PLOD, Freq. Mut.)	VI. PLOD, . . (Ehlers-Danlos	10285
(Aarskog-Scott Syndrome, Faciodigitogenital Syndrome, Faciogenital Dysplasia, Gene FGD1, Mut.)	FGD1, .	62722
Spinal and Bulbar Muscular Atrophy, Gene AR, Freq. Mut.)	AR, . . (Kennedy	5148
	PCSK9	11682
	(X)	6369
	/ , FMR1, . .	3410
Mut.)	GLI3, . (Pallister-Hall Syndrome, Gene GLI3,	76989
ABS, Exon 9 Gene FGFR2, Mut.)	9 FGFR2, . (Antley-Bixler Syndrome,	7161
(Pfeiffer Syndrome, Exons 7, 9 Gene FGFR2, Exon 7A Gene FGFR1, Mut.)	7, 9 FGFR2 7A FGFR1, .	14267
	/	11803
(Familial Hemophagocytic Lymphohistiocytosis, Gene UNC13D, Freq. Mut.)	UNC13D, . .	5148
(Autoimmune Lymphoproliferative Syndrome, ALPS, Gene TNFRSF6, Mut.)	TNFRSF6, .	34254
(Familial Meddular Thyroid Cancer, Exons 5, 8 Gene RET, Mut.)	5, 8 RET, .	9999
Syndrome, Gene SBDS, Mut.)	SBDS, . (Shwachman-Diamond	21428
Mut.)	KCNJ2, . (Andersen-Tawil Syndrome, Gene KCNJ2,	17523
ABCA4, Freq. Mut.)	(1-). ABCA4, . . (Stargardt Disease 1, STGD1, Fundus Flavimaculatus Included, Gene	12056
	CHM, . (Choroideremia, CHM, Gene CHM, Mut.)	64163
	, . .	7590
WWS, Gene FKRP, Mut.)	(). FKRP, . (Walker-Warburg Syndrome,	14916
Syndrome with Acanthosis Nigrigan, CAN, Exon 10 Gene FGFR3, Mut.)	10 FGFR3, . (Crouzon	7161
Agammaglobulinemia, XLA, Gene BTK, Mut.)	BTK, . (X-Linked	76989
	D- (). PHEX, . (Hypophosphatemic Vitamin D-Resistant Rickets, Gene PHEX, Mut.)	94083
Progressive, Gene GRN, Mut.)	GRN, . (Aphasia Primary	25707
	XK, . (McLeod Syndrome, Gene XK, Mut.)	17160
(Testicular Feminization Syndrome, Gene AR, Mut.)	(,). AR, .	42801
Ectodermal Dysplasia, Gene EDA, Mut.)	EDA, . (Anhidrotic	34254
UPK3A, Mut.)	UPK3A, . (Renal Hypodysplasia, Aplasia 1, Gene	25707

Mut)	PAH, . . . (Phenylketonuria, PKU, Gene PAH, Freq.	17006
« . . . » . . . (Optic Atrophy With Or Without Deafness, Ophthalmoplegia, Myopathy, Ataxia And Neuropathy, Gene OPA1, Hot-Point Mut.)	OPA1,	9999
Dominant, SCN1, Gene ELA2, Mut.)	ELA2, . . . (Neutropenia Severe Congenital 1 Autosomal	21428
	APOB100	4818
(Congenital Insensitivity To Pain With Anhidrosis, CIPA, Gene NTRK1, Mut.)	NTRK1, . . .	51348
Epiphysial Dysplasia, MED, Gene COMP, Freq. Mut.)	COMP, . . . (Multiple	6820
PHOX2B, . . . (Congenital Central Hypoventilation Syndrome, CCHS, Gene PHOX2B, Freq. Mut.)	(. . .)	5148
(Genes CFTR, GJB2, PAH, SMN))	(. . . CFTR, GJB2, PAH, SMN) (Main Hereditary Diseases	21142
Gene DMPK, Freq. Mut.)	DMPK, . . . (Myotonic Dystrophy 1,	5148
GJB1, . . . (Charcot-Marie-Tooth Disease Type 1B, Gene GJB1, Mut.)	(. . .) I.	9999
ongenital Ichthyosis, ARCI 1, All Known Mutations, Gene TGM1, Mut.)	TGM1, . . . (Autosomal Recessive	42801
Motor Neuropathy, DHMN, Gene BSCL2, Mut.)	V. BSCL2, . . . (Distal Hereditary	29975
Mut)	ZEB2, . . . (Mowat-Wilson Syndrome, Gene ZEB2,	64163
(Phosphoribosylpyrophosphate Synthetase Superactivity, PRS Superactivity, Gene PRPS1, Mut.)	PRPS1, . . .	29975
(Albinism oculocutaneous, Hermansky-Pudlak type, Gene HPS1, Freq. Mut.)	(. . .) HPS1, . . .	9999
	/ . . .	23540
(Klippel-Feil Syndrome, Gene GDF6, Mut.)	(. . .) GDF6, . . .	14916
. . . (Craniometaphyseal Dysplasia, Gene ANKH, Hot-Point Mut.)	« . . . » ANKH, « . . . » . . .	9999
(Nonbullous Congenital Ichthyosiform Erythroderma, NBCIE, Gene TGM1, Mut.)	(. . .) TGM1, . . .	42801
PRNP, Mut.)	PRNP, . . . (Creutzfeldt-Jakob Disease, Gene	14916
Gene CRYBA4, Mut.)	CRYBA4, . . . (Microphthalmia with Cataract,	25707
	: . . .	7590
(TNF-Receptor-Associated Periodic Syndrome, TRAPS, Gene TNFRSF1A, Mut.)	TNFRSF1A, . . .	25707
Cerebelloparenchymal Disorder IV, CPD IV, Classic Joubert Syndrome, Joubert Syndrome type A, Joubert-Boltshauser Syndrome, Pure Joubert Syndrome, Gene NPHP1, Mut.)	(. . .) NPHP1 (Joubert Syndrome,	17006
, CYB5R3 . . . (Methemoglobinemia, Gene CYB5R3, Freq. Mut.)	, CYB5R3 . . . (Methemoglobinemia, Gene CYB5R3, Freq. Mut.)	5148
Mut)	IT15, . . . (Chorea Huntington, Gene IT15, Freq.	5148
Syndrome, Type 1, SGBS1, Gene GPC3, Mut.)	GPC3, . . . (Simpson-Golabi-Behmel	34254
III, Gene OPA3, Mut.)	OPA3, . . . (3-Methylglutaconic Aciduria Type	11264
. . . (X-Linked Lymphoproliferative Syndrome, XLP, Gene XIAP, Mut.)	(. . .) XIAP	34254
FMF, Gene MEFV, Freq. Mut.)	MEFV, . . . (Familial Mediterranean Fever,	9977
Gene SRY, Mut.)	SRY, . . . (Disorders Sex Determination,	7161
Dysplasia, Gene GJB6, Mut.)	GJB6, . . . (Hidrotic Ectodermal	11264
congenital 1, NYS1 X-Linked, Gene FRMD7, Mut.)	FRMD7, . . . (X-Linked Nystagmus	51348
Mut)	ALX4, . . . (Parietal Foramina, PFM, Gene ALX4,	17160

WAS, Gene WAS, Mut.)	WAS, . (Wiskott-Aldrich Syndrome, Mut.)	29975
	(Emery-Dreifuss Muscular Dystrophy, X-Linked Gene Emerine, Mut.)	14916
Enteropathica, Gene SLC39A4, Mut.)	SLC39A4, . (Acrodermatitis)	34254
	22, . (Hereditary Neuropathy with Liability to Pressure Palsies, HNPP, Gene 22, Mut.)	17523
	(Osteopetrosis Autosomal Recessive 1, OPTB1, Gene TCIRG1, Freq. Mut.)	5148
SCN4A, . (Hypokalemic Periodic Paralysis Type 1, Exons 12, 18, 19 Gene SCN4A, Mut.)	12, 18 19	14267
Mut.)	FLG, . (Ichthyosis Vulgaris, Gene FLG, Freq. Mut.)	9999
	LDLR	12837
-IgD Mut.)	CD40LG, . (Hyper-IgD Syndrome, Gene CD40LG, Mut.)	42801
IA, Gene TYR, Mut.)	1 . TYR, . (Albinism Oculocutaneous Type 1, Gene TYR, Mut.)	21428
Dystrophy-Dystroglycanopathy, Gene FKR, Freq. Mut.)	FKRP, . . (Muscular Dystrophy-Dystroglycanopathy, Gene FKR, Freq. Mut.)	7876
Fundus Flavimaculatus Included, Gene ABCA4, Freq. Mut.)	ABCA4, . . (Stargardt Disease 1, STGD1, Gene ABCA4, Freq. Mut.)	12056
(Spondyloepiphyseal Dysplasia Tarda, SEDT, Gene TRAPPC2, Mut.)	(). TRAPPC2, .	17160
Pneumothorax, PSP, Gene FLCN, Mut.)	FLCN, . (Primary Spontaneous Pneumothorax, PSP, Gene FLCN, Mut.)	51348
	, NBN . . (Nijmegen Breakage Syndrome, NBS, Gene NBN, Freq. Mut.)	5148
PAX3, Mut.)	PAX3, . (Waardenburg Syndrome, WS, Gene PAX3, Mut.)	34254
Dystrophy Limb-Girdle Type 2A, Gene FKR, Mut.)	FKRP, . (Muscular Dystrophy Limb-Girdle Type 2A, Gene FKR, Mut.)	14916
	CTSK, . (Pyknodysostosis, PKND, Gene CTSK, Mut.)	25707
	PAH, . (Phenylketonuria, PKU, Gene PAH, Mut.)	51348
Syndrome, Gene DHCR7, Mut.)	(). DHCR7, . (Smith-Lemli-Opitz Syndrome, Gene DHCR7, Mut.)	38522
	CFTR, . . (Cystic Fibrosis, Gene CFTR, Freq. Mut.)	17006
		8800
	NOTCH3	12320
Muscular Dystrophy, X-Lyonization, Girls)	(Duchenne Muscular Dystrophy, X-Lyonization, Girls)	8030
GDF6, Mut.)	GDF6, . (Microphthalmia Isolated 4, Gene GDF6, Mut.)	14916
		7590
SPM, Gene FHL1, Mut.)	FHL1, . (Scapuloperoneal Myopathy, Gene FHL1, Mut.)	34254
Hemophagocytic Lymphohistiocytosis, Gene PRF1, Mut.)	PRF1, . (Familial Hemophagocytic Lymphohistiocytosis, Gene PRF1, Mut.)	21428
Gene PRNP, Mut.)	PRNP, . (Fatal Familial Insomnia, FFI, Gene PRNP, Mut.)	14916
	EXT1, . (Multiple Exostoses, Gene EXT1, Mut.)	51348
Myoclonic Epilepsy 1A Unverricht and Lundborg, Gene CSTB, Freq. Mut.)	CSTB, . . (Progressive Myoclonic Epilepsy 1A Unverricht and Lundborg, Gene CSTB, Freq. Mut.)	5148
ACVR1, « » Mut.)	« » . . (Fibrodysplasia Ossificans Progressiva, FOP, Gene ACVR1, Hot-Point Mut.)	17160
	2, JPH3, . .	3410
(X-Linked Severe Combined Immunodeficiency, Gene IL2RG, Mut.)	IL2RG, .	17160
	NLRP3 . (Muckle-Wells Syndrome, MWS, Gene NLRP3, Mut.)	51359
Elasticum, Gene ABCC6, Freq. Mut.)	ABCC6, . . (Pseudoxanthoma Elasticum, Gene ABCC6, Freq. Mut.)	7161
	, CYB5R3 . (Methemoglobinemia, Gene CYB5R3, Mut.)	34254

Hypertension 1, PPH1, Gene BMPR2, Mut.)	BMPR2, . (Primary Pulmonary	64163
	FXN, . (Friedrich Ataxia, Gene FXN, Mut.)	21428
	NDP, . (Norrie Disease, Gene NDP, Mut.)	11264
(Nonbullous Congenital Ichthyosiform Erythroderma, NBCIE, Gene LOX12B, Mut.)	LOX12B, .	42801
Cardiomyopathy, Gene TNNT2, Mut.)	TNNT2, . (Familial Hypertrophic	51348
(Primary Open Angle Glaucoma 1A, POAG 1A, Gene CYP1B1, Mut.)	CYP1B1, .	17523
	FLT4, . (Lymphedema, Gene FLT4, Mut.)	111177
Thrombocytopenia, CAMT, Gene MPL, Mut.)	MPL, . (Congenital Amegakaryocytic	34254
Dystrophy Limb-Girdle Type 2A, Gene SGCB, Mut.)	SGCB, . (Muscular	25707
Hypodysplasia, Aplasia 1, Exons 10, 11, 13, 14, 15 Gene RET, Mut.)	RET, . (Renal	21428
Heteroplasia, POH, Gene GNAS, Mut.)	GNAS, . (Progressive Osseous	38522
	(), SOD1, .	7370
	1, TOR1A (DYT1), . .	3410
Syndrome, PPS, Gene IRF6, Mut.)	IRF6, . (Popliteal Pterygium	38522
PTEN, Mut.)	PTEN, . (Lhermitte-Duclos Syndrome, Gene	38522
Dystrophy-Dystroglycanopathy, Gene FKR, Mut.)	FKR, . (Muscular	14916
Syndrome, Gene PTEN, Mut.)	PTEN, . (Bannayan-Ruvalcaba-Riley	38522
VHL, . (Autosomal Recessive Erythrocytosis, Gene VHL, Mut.)		14916
disease type 1A (CMT1A))	, PMP22, (Charcot-Marie-Tooth	16577
Gene ANKH, Mut.)	ANKH, . (Craniometaphyseal Dysplasia,	51348
Disease, CGD, Gene CYBB, Mut.)	CYBB, . (Chronic Granulomatous	51348
Syndrome, Gene LMNA, Mut.)	LMNA, . (Hutchinson-Gilford Progeria	42801
(Crigler-Najjar Syndrome, Gene UGT1, Mut.)	UGT1, .	21428
	MECP2, . (Retts Syndrome, Gene MECP2, Mut.)	21428
	HLA B51	3300
Analysis Gene SRY, Mut.)	SRY, . (Disorders Sex Determination,	5148
Dystrophy Limb-Girdle Type 2A, Gene SGCA, Mut.)	SGCA, . (Muscular	25707
	(- - -) II.	25707
TNFRSF6, « » . . (Autoimmune Lymphoproliferative Syndrome, ALPS, Gene TNFRSF6, Hot-Point Mut.)	NEFL, . (Charcot-Marie-Tooth Disease Type 2A1, Gene NEFL, Mut.)	7161
-IgD Syndrome, Gene MVK, Hot-Point Mut.)	MVK, « » . . (Hyper-IgD	9999
Fukuyama-Type, Gene FKTN, Mut.)	FKTN, . (Muscular Dystrophy	51348
ESC (- - -).	NR2E3, . (Enhanced S- one	25707
Syndrome, Goldmann-Favre Syndrome, Gene NR2E3, Mut.)	IRF6, . (Van der Woude Syndrome, Gene IRF6,	38522
Mut.)	RS1, . (Retinoschisis 1 X-Linked Juvenile, RS1, Gene RS1,	25707
Mut.)	UNC13D, . (Familial	76989
Hemophagocytic Lymphohistiocytosis, Gene UNC13D, Mut.)	()	51348
(Osteopetrosis Autosomal Recessive 1, OPTB1, Gene TCIRG1, Mut.)	TCIRG1, .	51348

1A Unverricht and Lundborg, Gene CSTB, Mut.)	CSTB, . (Progressive Myoclonic Epilepsy)	14267
Mut.)	SH2D1A, . (X-Linked Lymphoproliferative Syndrome, XLP, Gene SH2D1A, Mut.)	17160
Dystrophy, All Known Mutations, Gene BEST1, Mut.)	BEST1, . (Best Vitelliform Macular Dystrophy, All Known Mutations, Gene BEST1, Mut.)	42801
	TWIST1, . (Craniosynostosis Type 2, Gene TWIST1, Mut.)	14916
	MSX2, . (Craniosynostosis Type 2, Gene MSX2, Mut.)	11264
PRNP, . (Spongiform Encephalopathy with Neuropsychiatric Features, Gene PRNP, Mut.)	PRNP, . (Spongiform Encephalopathy with Neuropsychiatric Features, Gene PRNP, Mut.)	14916
Mut.)	KRT2, . (Ichthyosis Bullosa Of Siemens, Gene KRT2, Mut.)	29975
	RAB23, . (Carpenter Syndrome, Gene RAB23, Mut.)	29975
(Jackson-Weiss Syndrome, JWS, Exon 9 Gene FGFR2, Exon 7A Gene FGFR1, Mut.)	9 FGFR2 7A FGFR1, . (Jackson-Weiss Syndrome, JWS, Exon 9 Gene FGFR2, Exon 7A Gene FGFR1, Mut.)	9999
Gene ABCC6, Mut.)	ABCC6, . (Pseudoxanthoma Elasticum, Gene ABCC6, Mut.)	119724
	4, SPAST (SPG4), . .	6930
VHL, . (Von Hippel-Lindau Syndrome, VHL, Von Hippel-Lindau Hereditary Cancer Syndrome, Gene VHL, Mut.)	VHL, . (Von Hippel-Lindau Syndrome, VHL, Von Hippel-Lindau Hereditary Cancer Syndrome, Gene VHL, Mut.)	14916
	HLA-Cw6	3300
		5599
Syndrome, AS, Gene FGFR2, Freq. Mut.)	FGFR2, . . (Apert Syndrome, AS, Gene FGFR2, Freq. Mut.)	10285
	LDLR, APOB, PCSK9)	9218
Epiphysial Dysplasia, MED, Gene SLC26A2, Mut.)	SLC26A2, . (Multiple Epiphysial Dysplasia, MED, Gene SLC26A2, Mut.)	25707
	PRPS1, . (Art's Syndrome, Gene PRPS1, Mut.)	29975
(Nonbullous Congenital Ichthyosiform Erythroderma, NBCIE, Gene ALOXE3, Mut.)	ALOXE3, . (Nonbullous Congenital Ichthyosiform Erythroderma, NBCIE, Gene ALOXE3, Mut.)	64163
	PAX3, . (Craniofacial-Deafness-Hand Syndrome, CDHS, Gene PAX3, Mut.)	34254
Muscular Dystrophy, Gene LMNA, Mut.)	LMNA, . (Emery-Dreifuss Muscular Dystrophy, Gene LMNA, Mut.)	42801
VHL, . (Autosomal Recessive Erythrocytosis, Gene VHL, Freq. Mut.)	VHL, . (Autosomal Recessive Erythrocytosis, Gene VHL, Freq. Mut.)	5148
(Keratitis-Ichthyosis-Deafness Syndrome, KID Syndrome, Gene GJB2, Mut.)	GJB2, . (Keratitis-Ichthyosis-Deafness Syndrome, KID Syndrome, Gene GJB2, Mut.)	9999
« . » . (Familial Partial Lipodystrophy 2, FPLD 2, Gene LMNA, Hot-Point Mut.)	LMNA, « . » . (Familial Partial Lipodystrophy 2, FPLD 2, Gene LMNA, Hot-Point Mut.)	14267
	TAZ, . (Barth Syndrome, Gene TAZ, Mut.)	25707
(Cerebrooculofacioskeletal Syndrome, COFS Syndrome, Gene ERCC6, Mut.)	ERCC6, . (Cerebrooculofacioskeletal Syndrome, COFS Syndrome, Gene ERCC6, Mut.)	94083
VHL, . (Von Hippel-Lindau Syndrome, VHL, Von Hippel-Lindau Hereditary Cancer Syndrome, Gene VHL, Copy Number Variation Gene VHL, Mut.)	VHL, . (Von Hippel-Lindau Syndrome, VHL, Von Hippel-Lindau Hereditary Cancer Syndrome, Gene VHL, Copy Number Variation Gene VHL, Mut.)	16577
	EXT2, . (Multiple Exostoses, Gene EXT2, Mut.)	64163
ANO5, SGCA	CAPN3, FKRP,	12056
3A, Gene CYP1B1, Mut.)	CYP1B1, . (Primary Congenital Glaucoma 3A, PCG 3A, Gene CYP1B1, Mut.)	17523
(Normokalemic Periodic Paralysis, Exon 13 Gene SCN4A, Mut.)	13 SCN4A, . (Normokalemic Periodic Paralysis, Exon 13 Gene SCN4A, Mut.)	7161
	ATP7B, PNPLA3, SERPINA1, . .	9240
	GLI3, . (Polydactyly, Gene GLI3, Mut.)	76989
-IgM Mut.)	CD40LG, . (Hyper-IgM Syndrome, Gene CD40LG, Mut.)	21428
HPGD, . (Hypertrophic Osteoarthropathy, Primary, Autosomal Recessive, 1, Gene HPGD, Mut.)	HPGD, . (Hypertrophic Osteoarthropathy, Primary, Autosomal Recessive, 1, Gene HPGD, Mut.)	29975
Gene CLCN1, Freq. Mut.)	CLCN1, . . (Myotonia Congenita, Gene CLCN1, Freq. Mut.)	10285

, C9orf72, . . .	4620
And Diabetes Syndrome, Gene HNF1B, Mut.)	38522
SH3TC2, FIG4, FGD4 GDAP1, . . . (Charcot-Marie-Tooth Disease Type 1B, Gene GDAP1, Freq. Mut.)	10285
Gene RPS6KA3, Mut.)	94083
SHH, . . . (Polydactyly, Gene SHH, Mut.)	9999
, . PNPLA3, . . .	3190
TAR. RBM8A, . . . (Thrombocytopenia-Absent Radius Syndrome, TAR-Syndrome, Gene RBM8A, Mut.)	25707
PTEN, . . . (Cowden Syndrome 1, Gene PTEN, Mut.)	38522
, 2, CNBP (ZNF9), . . .	3080
EBP, . . . (Chondrodysplasia Punctata, CDP, Conradi-Hunermann Syndrome, Gene EBP, Mut.)	17160
STXBP2, . . . (Familial Hemophagocytic Lymphohistiocytosis, Gene STXBP2, Mut.)	51348
LPIN1, . . . (Myoglobinuria Acute Recurrent Autosomal Recessive, Gene LPIN1, Mut.)	94083
ADAMTSL2, . . . (Geleophysic Dysplasia 1, Gene ADAMTSL2, Mut.)	76989
PANK2, . . . (Neurodegeneration With Brain Iron Accumulation 1, Gene PANK2, Freq. Mut.)	7161
GJB4, . . . (Erythrokeratoderma, Gene GJB4, Mut.)	9999
SLC26A2, . . . (Atelosteogenesis II, De la Chapelle Dysplasia, Gene SLC26A2, Mut.)	25707
RPS19, . . . (Diamond-Blackfan Anemia 1, DBA1, Gene RPS19, Mut.)	21428
NPHS2, . . . (Nephrotic Syndrome Type 1, NPHS1, Gene NPHS2, Mut.)	34254
IX B, . . . (Hemophilia B, Gene Factor IX, Mut.)	29975
TRPS1, . . . (Trichorhinophalangeal Syndrome, TRPS, Gene TRPS1, Mut.)	42801
IGHMBP2, . . . (Spinal Muscular Atrophy (SMA) with Diaphragmatic Paralysis, Gene IGHMBP2, Mut.)	64163
FGFR3, . . . (Hypochondroplasia, Gene FGFR3, Freq. Mut.)	12056
NS3, NS5A NS5B	12837
13 24 SCN4A, . . . (Hyperkalemic Periodic Paralysis Type 2, Exons 13, 24 Gene SCN4A, Mut.)	15697
DFNB1	6820
MET	12331
(Hereditary Breast and/or Ovarian Cancer, HBOC (Genes BRCA1, BRCA2))	4785
POLE	8327
1 /19q	11165
2B (RET) (Multiple Endocrine Neoplasia Type 2B (Gene RET))	10010
BRCA- (BRCA1, BRCA2) (Hereditary Breast Cancer In Men: Cancer of Breast, Pancreatic, Prostate, Testicular Cancer (Genes BRCA1, BRCA2) (without Description))	5148
(10, 11, 13, 14, 15 RET) (Familial Medullary Thyroid Cancer (Exons 10, 11, 13, 14, 15 Gene RET))	4290
2A (10, 11 RET) (Multiple Endocrine Neoplasia Type 2A (Exons 10, 11 Gene RET))	21406
IDH2	9999
	11682

		617V/617F	23199
14	JAK2 (Quantification of wild-type and mutant allelic ratio of gene JAK2 617V/617F)		8800
	BRCA- (BRCA1, BRCA2) (Hereditary Breast Cancer In Men: Cancer of Breast, Pancreatic, Prostate, Testicular Cancer (Genes BRCA1, BRCA2))		4785
	MGMT		11682
	PIK3CA		11682
	228 250 TERT		8327
	(Genes BRCA1, BRCA2) (without Description)) (Hereditary Breast and/or Ovarian Cancer, HBOC)		4290
	IDH1		11682
A09.05.039	(Lactate Dehydrogenase, LDH)		165
	G6PD		3278
A09.05.042	(Alanine Aminotransferase, ALT, Serum Glutamic Pyruvic Transaminase, SGPT)		165
A09.05.045	(Alpha-amylase, ?-Amylase)		231
A09.05.180	(Pancreatic ?-Amylase)		275
	(S-Cholinesterase, Pseudocholinesterase, PCHE)		253
A09.05.046	(Alkaline Phosphatase, ALP)		165
A09.05.173	(Lipase)		319
	(Acid Phosphatase, ACP)		220
	(Gamma-Glutamyl Transferase, GGT)		165
A09.05.043	(Creatine Kinase, CK, Creatine Phosphokinase, CPK)		264
A09.05.041	(Aspartateaminotransferase, AST, Serum Glutaminoxaloacetic Transaminase, SGOT)		165
	(Creatine Kinase-MB, CK-MB, Creatine Phosphokinase-MB, CPK-MB.)		341
HLA-			
	HLA II (DRB1, DQA1, DQB1) (System Human Leukocyte Antigen (HLA) Class II, Typing (Genes DRB1, DQA1, DQB1))		5841
	(Genotype of RH factor Definition (without Description))		9768
	Y- (Y-chromosome of the fetus in the mother's blood)		4510
	(Rh factor Definition)		6820
	(Plasminogen)		660
	VIII (Antihemophilic Globulin A, FVIII)		1133
A09.05.051.001 D-	(D-Dimer)		1133
A09.05.050	(Fibrinogen, FG)		231
A12.05.039	(Activated Partial Thromboplastin Time, APTT)		165
	IX, % (Factor IX, Activity, %)		484
A12.05.027	(Prothrombin, Prothrombin Time, PT, International Normalized Ratio, INR)		253
A12.05.028	(Thrombin Time, TT)		253
A09.05.029.001	(Lupus Anticoagulant, LA)		803
	C, % (Protein C, % Activity)		1969

		(), Anti-Xa activity, IU/ml (Heparin concentration, IU/ml)	1837
		, % (Willebrand Factor, Antigen, %)	2233
A09.05.047	III, %	(III, Antithrombin III, % Activity)	363
	S	(Protein S, Free)	2442
		(Urine immunoglobulin free light chains (FLC) kappa and lambda)	1474
		(M-Gradient, Screening. Serum Protein Electrophoresis (SPEP), Immunofixation with Polyvalent Antiserum, Quantification of M-Protein (without Typing))	2376
		(Bence-Jones Protein, Urine, Electrophoresis, Immunofixation, Kappa/Lambda Typing, Quantification)	3300
A09.05.014		(Serum Protein Electrophoresis, SPE, SPE)*	275
		(M-Gradient, Typing. Serum Protein Electrophoresis (SPEP), Immunofixation with Antisera (IgG, IgA, IgM, Kappa, Lambda), Quantification of M-Protein)	4389
		(Cerebrospinal Fluid Concentration of Immunoglobulin Free Light Chains)	1738
		/	2156
		(Bence-Jones Protein, Urine, Immunofixation, Quantification)	2068
A09.05.011		(Albumin)	231
A09.05.010		(Protein Total)	165
A09.05.214		(Homocysteine)	1419
		(Urine Protein Electrophoresis)	1650
ImmunoCAP			
		(f216) IgE, ImmunoCAP	693
		(f33) IgE, ImmunoCAP	693
		, nArtv1 (w231) IgE, ImmunoCAP	2013
		(f9) IgE, ImmunoCAP	693
		(f260), IgE, ImmunoCAP (Broccoli, Brassica oleracea (f260), IgE, ImmunoCAP)	792
		(f26) IgE, ImmunoCAP	693
		() (i6) IgE, ImmunoCAP	693
		(f343), IgE, ImmunoCAP (Raspberry, Rubus idaeus, IgE, ImmunoCAP)	792
		(f35) IgE, ImmunoCAP	693
		, nGal d3 (f323) IgE, ImmunoCAP	913
		(Hollister-Stier) (hx2) IgE, ImmunoCAP	1375
		Candida albicans (m5) IgE, ImmunoCAP	693
		(i1) IgE, ImmunoCAP	693
		(i3) IgE, ImmunoCAP	693
		(c8) IgE, ImmunoCAP	693
		(f95) IgE, ImmunoCAP	693
		(f6) IgE, ImmunoCAP	792
		(Saccharomyces cerevisiae) (f45) IgE, ImmunoCAP	693
		, nGal d1 (f233) IgE, ImmunoCAP	913
		, rAra h 2 (f423) IgE, ImmunoCAP	2013
		(e81) IgE, ImmunoCAP	693
		/ D. pter nyssinus (d1) IgE, ImmunoCAP	693

, rBet v1/PR-10 (t215) IgE, ImmunoCAP	2013
(f23) IgE, ImmunoCAP	693
, nGal d2 (f232) IgE, ImmunoCAP	913
- , (nBos d5) (f77) IgE, ImmunoCAP	913
- (nBos d4) (f76) IgE, ImmunoCAP	913
(f92) IgE, ImmunoCAP	693
(f91) IgE, ImmunoCAP	693
, (e6) IgE, ImmunoCAP	693
, ImmunoCAP	3025
, rGly m 4/PR-10 (f353) IgE, ImmunoCAP	2013
, (e213) IgE, ImmunoCAP	693
(f75) IgE, ImmunoCAP	693
, (e1) IgE, ImmunoCAP	693
, rAra h 1 (f422) IgE, ImmunoCAP	2013
(Hollister -Stier) (h2) IgE, ImmunoCAP	693
c, rAra h 9 LTP (f427) IgE, ImmunoCAP	2013
, rCan f 1 (e101) IgE, ImmunoCAP	2013
(f83) IgE, ImmunoCAP	693
(w5) IgE, ImmunoCAP	693
Malassezia spp. (m227) IgE, ImmunoCAP	693
, rCan f 2 (e102) IgE, ImmunoCAP	2013
/ (k80) IgE, ImmunoCAP	693
(f31) IgE, ImmunoCAP	693
(f14) IgE, ImmunoCAP	693
(Greer Labs.) (h1) IgE, ImmunoCAP	693
c (k82) IgE, ImmunoCAP	693
Cladosporium herbarum (m2) IgE, ImmunoCAP	693
(w8) IgE, ImmunoCAP	792
(mx2) IgE, ImmunoCAP	1375
(f24) IgE, ImmunoCAP	693
, rPen a1(f351) IgE, ImmunoCAP	2013
(f209) IgE, ImmunoCAP	693
(i71) IgE, ImmunoCAP	693
(f2) IgE, ImmunoCAP	693
() (f55) IgE, ImmunoCAP	693
(f210) IgE, ImmunoCAP	693
(f13) IgE, ImmunoCAP	693
, nArtv3 (w233) IgE, ImmunoCAP	2013
-5 , rTri a 19 (f416) IgE, ImmunoCAP	2013
(fx15) IgE, ImmunoCAP	1375
, (e5) IgE, ImmunoCAP	693
(fx73) IgE, ImmunoCAP	1375
(fx5) IgE, ImmunoCAP	1375
(w204) IgE, ImmunoCAP	792
(f49) IgE, ImmunoCAP	693
Penicillium notatum (P.chrysogenum) (m1) IgE, ImmunoCAP	693

(f25) IgE, ImmunoCAP	693
, rCyp c 1 (f355) IgE, ImmunoCAP	2013
(i75) IgE, ImmunoCAP	693
(gx1) IgE, ImmunoCAP	1375
, rBet v2, rBet v4 (t221) IgE, ImmunoCAP	2013
(f11), IgE, ImmunoCAP	693
(m80) IgE, ImmunoCAP	693
Phadiatop ImmunoCAP, IgE	1727
, rPhl p1, rPhl p5 (g213) IgE, ImmunoCAP	2013
(f302) IgE, ImmunoCAP	792
, (nBos d8) (f78) IgE, ImmunoCAP	913
(mx1) IgE, ImmunoCAP	1375
V (c2) IgE, ImmunoCAP	693
(f227) IgE, ImmunoCAP	792
(tx9) IgE, ImmunoCAP	1375
(f12), IgE, ImmunoCAP (Pea, Pisum sativum, IgE, ImmunoCAP)	792
(f20) IgE, ImmunoCAP	792
() (f212), IgE, ImmunoCAP (Mushrooms, Agaricus hortensis, IgE, ImmunoCAP)	792
/ D. farina (d2) IgE, ImmunoCAP	693
(f88) IgE, ImmunoCAP	693
(f94), IgE, ImmunoCAP (Pear, Pyrus communis, IgE, ImmunoCAP)	792
(f17) IgE, ImmunoCAP	693
(f4) IgE, ImmunoCAP	693
(f208) IgE, ImmunoCAP	693
, nBos d6 BSA (e204) IgE, ImmunoCAP	2013
(f262), IgE, ImmunoCAP (Eggplant, Solanum melongena, IgE, ImmunoCAP)	792
(f221), IgE, ImmunoCAP (Coffee, Coffea spp., IgE, ImmunoCAP)	792
(f222) IgE, ImmunoCAP	792
(wx1) IgE, ImmunoCAP	1375
(f322) IgE, ImmunoCAP	792
(f93) IgE, ImmunoCAP	693
, rPhl p7, rPhl p12 (g214) IgE, ImmunoCAP	2013
, rFel d1 (e94) IgE, ImmunoCAP	2013
(f27) IgE, ImmunoCAP	693
(f84) IgE, ImmunoCAP	693
, nGal d4 (k208) IgE, ImmunoCAP	913
, nAmb a1 (w230) IgE, ImmunoCAP	2013
(w6) IgE, ImmunoCAP	693
(f48), IgE, ImmunoCAP (Onion, Allium cepa, IgE, ImmunoCAP)	792
G (c1) IgE, ImmunoCAP	693
(g6) IgE, ImmunoCAP	693
(t3) IgE, ImmunoCAP	693
, rFel d2 (e220) IgE, ImmunoCAP	2013
B (m81) IgE, ImmunoCAP	693
(f237), IgE, ImmunoCAP (Apricot, Prunus armeniaca, IgE, ImmunoCAP)	792
(f242), IgE, ImmunoCAP (Cherry, Prunus avium, IgE, ImmunoCAP)	792

Ig E ImmunoCAP	759
TSST (m226) IgE, ImmunoCAP	693
Alternaria alternata (m6) IgE, ImmunoCAP	693
Aspergillus fumigatus (m3) IgE, ImmunoCAP	693
(f47) IgE, ImmunoCAP	792
Phadiatop Infant ImmunoCAP, IgE	2189
, rAra h 3 (f424) IgE, ImmunoCAP	2013
(f1) IgE, ImmunoCAP	693
c (f7) IgE, ImmunoCAP	693
c, rAra h 8/PR-10 (f352) IgE, ImmunoCAP	2013
(f85) IgE, ImmunoCAP	693
, (f44) IgE, ImmunoCAP	693
(f225) IgE, ImmunoCAP	693
(i2) IgE, ImmunoCAP	693
(f300) IgE, ImmunoCAP	792
(f3) IgE, ImmunoCAP	693
, (e85) IgE, ImmunoCAP	693
, nCan f3 (e221) IgE, ImmunoCAP	2013
(w206) IgE, ImmunoCAP	792
Alternaria alternata, rAlt a 1 (m229) IgE, ImmunoCAP	2013
- HLA-B27 (Molecular Genetic Testing HLA-B27)	1705
Peptide, anti-CCP () (Anti- cyclic Citrullinated)	1452
IgG (Anti- eratin ntibodies, AKA, Anti-Filaggrin ntibodies, AFA, IgG)	2244
, IgA (IgA; Rheumatoid Factor, RF, IgA)	1232
Fluid Smear, Crystals () (Synovial)	1705
IgG (-M) (Anti-Mutated Citrullinated Vimentin Antibodies, Anti-MCV, Anti-Modified Citrullinated Vimentin Antibodies, Anti-Sa Antibodies, IgG)	1518
DNA, Scrape of Nasal Epithelial Cells)* (CMV	275
Scrape of Faucial Epithelial Cells)* (CMV DNA,	275
(CMV DNA, Blood)*	418
(CMV DNA, Exudate)*	275
(CMV DNA, Serum)*	418
A IgM (Anti-CMV IgM)	539
Semen)* (CMV DNA, Prostatic Fluid,	275
of Skin Epithelial Cells)* (CMV DNA, Scrape	275
(CMV DNA, Urine)*	275
(CMV DNA, Scrape of Urogenital Epithelial Cells)*	275
(CMV DNA, Saliva)*	275
(Cytomegalovirus, DNA)	407
Anti-CMV IgG	1144
A IgG (Anti-CMV IgG)	396

DNA, Scrape of Conjunctiva Epithelial Cells)*	(CMV	275
Fluid)*	(CMV DNA, Cerebrospinal	275
(Copper, random urine; Cu)		1298
(Cd) (Cadmium (Cd), Urine)		1298
(Co) (Cobalt (Co), Urine)		1298
(Tl) (Thallium (Tl), Urine)		1298
(I) (Iodine (I), Urine)		1298
(Mn) (Manganese (Mn), Urine)		1298
(Fe) (Iron (Fe), Urine)		1298
(Hg) (Mercury (Hg), Urine)		1298
(Al) (Aluminum (Al), Urine)		1298
()		748
(Zn) (Zinc (Zn), Urine)		1298
(Cu) (Copper (Cu), 24-Hours Urine)		1298
(Ni) (Nickel (Ni), Urine)		1298
(Se) (Selenium (Se), Urine)		1298
()		748
(Pb) (Lead (Pb), Urine)		1298
(As) (Arsenic (As), Urine)		1298
IgG (anti-Tetanus toxoid IgG)		990
(Ni) (Nickel (Ni), Serum)		275
(Hg) (Mercury (Hg), blood)		1298
()		748
(As) (Arsenic (As), Serum)		275
(Cd) (Cadmium (Cd), Serum)		275
(Co) (Cobalt (Co), Serum)		275
(Ni) (Nickel (Ni), blood)		1298
(Zn) (Zinc (Zn), blood)		1298
(Iodine, serum)		275
(Au) (Gold (Au), Serum)		275
(Cu) (Copper (Cu), Serum)		275
()		748
(Cu) (Copper (Cu), blood)		1298
(Pb) (Lead (Pb), blood)		1298
(Mn) (Manganese (Mn), blood)		1298
(Zn) (Zinc (Zn), Serum)		275
(Li) (Lithium (Li), serum)		275
(Cd) (Cadmium (Cd), blood)		1298
(Se) (Selenium (Se), Serum)		275
(Se) (Selenium (Se), blood)		1298
(Mn) (Manganese (Mn), Serum)		275
(Co) (Cobalt (Co), blood)		1298

	(3 , Reverse Triiodothyronine).	6567
(Tl)	(Thallium (Tl), Serum)	275
()	()	748
(Mo)	(Molybdenum (Mo), Serum)	275
ATM (FISH,) (Analysis of ATM gene rearrangements (FISH, quantitative))		10835
MPL, (Analysis of MPL gene mutations, PCR, qualitative)		4829
BCL- 6 (der(3)(q27)) (FISH,) (Analysis of BCL- 6 gene rearrangements (der(3)(q27)) on paraffin slides (FISH Histology, quantitative))		14927
MLL/AF4 -t(4;11) (,) (Analysis of chimeric gene MLL/AF4 -t(4;11) (PCR, qualitative))		2486
BCL- 6 (der(3)(q27)) (FISH,) (Analysis of BCL- 6 gene rearrangements (der(3)(q27) (FISH, quantitative))		10835
13 - (del(13), -13) (FISH,) (Analysis of chromosome 13 monosomy, deletion - (del(13), -13) (FISH, quantitative))		10835
53 (FISH,) (Analysis of 53 gene deletion (FISH, quantitative))		10835
t(2;5)(p23;q35) (FISH,) (Analysis of translocation t(2;5)(p23;q35) on paraffin slides (FISH Histology, quantitative))		14927
(FISH,) (Analysis of all specific aberrations on paraffin slides (FISH Histology, quantitative))		14927
t(11;14)(q13;q32) (FISH,) (Analysis of translocation t(11;14)(q13;q32) on paraffin slides (FISH Histology, quantitative))		14927
t(11;14)(q13;q32) (FISH,) (Analysis of translocation t(11;14)(q13;q32) (FISH, quantitative))		10835
PML/RAR? -t(15;17) (,) (Analysis of chimeric gene PML/RAR? -t(15;17) (PCR, qualitative))		2486
CBF?/MYH1- inv(16),t(16;16) (,) (Analysis of chimeric gene CBF?/MYH1- inv(16),t(16;16) (PCR, qualitative))		2486
12 (+12) (FISH,) (Analysis of chromosome 12 trisomy (FISH, quantitative))		10835
V617F 14 JAK2 (Qualitative assessment of presence of gene JAK2 617F somatic mutation)		1947
t(11;18)(q21;q21) (FISH,) (Analysis of translocation t(11;18)(q21;q21) (FISH, quantitative))		10835
(Karyotype, Hematologic Disorders, Peripheral Blood)		7722
53 (FISH,) (Analysis of 53 gene deletion (FISH, quantitative))		10835
t(14;16) (IGH/MAFB) (FISH,) (Analysis of translocation t(14;16) (IGH/MAFB) (FISH, quantitative))		10835
BCR/ABL - t(9;22), BCR/ABL - (Analysis of chimeric gene BCR-ABL - t(9;22), assessment of the BCR-ABL gene transcript type, PCR, qualitative)		2486
12p (FISH,) (Analysis of 12p deletion (FISH, quantitative))		10835
BCR-ABL (FISH,) (Analysis of chimeric gene BCR-ABL, FISH, quantitative)		10835
BCL2 (FISH,) (Analysis of BCL2 gene rearrangements on paraffin slides (FISH Histology, quantitative))		14927
PDGFR?(FISH,) (Analysis of gene rearrangements PDGFR? (FISH, quantitative))		10835
FGFR1 (FISH,) (Analysis of gene rearrangements FGFR1 (FISH, quantitative))		10835
E2A/PBX1 - t(1;19) (,) (Analysis of chimeric gene E2A/PBX1 - t(1;19) (PCR, qualitative))		2486
BRAF (V600E) (,)		8569
5 (FISH,) (Analysis of chromosome 5 rearrangements (FISH, quantitative))		10835
t(4;14)(p16;q32) (FISH,) (Analysis of translocation t(4;14)(p16;q32) (FISH, quantitative))		10835
t(14;16) (IGH/MAFB) (FISH,) (Analysis of translocation t(14;16) (IGH/MAFB) (FISH, quantitative))		10835
BCR/ABL - RQ ((Analysis of the BCR/ABL relative expression, RQ-PCR, quantitative)		4829

() (Stool Sugars, Reducing Substances, Fecal)		616
(PRO Stool)		308
(), (nterobiasis, Spatula)		286
(Stool osmotic gap)		1265
-10 (-10) (Interleukin 10, IL-10)		2035
-6 (-6) (Interleukin 6, IL-6)		2035
-? (-?) (Tumor Necrosis Factor Alpha, TNF-?, Cachectin)		2035
-1? (-1?) (Interleukin 1 Beta, IL-1)		2035
-8 (-8) (Interleukin 8, IL-8)		2035
IgE:		
, IgE (Food Allergy Panel, IgE)		4037
, IgE (Celery, IgE, F85)		484
, IgE (Milk, IgE, F2)		484
(f96), IgE, ImmunoCAP (Avocado, Persea americana, IgE, ImmunoCAP)		792
, IgE (Chicken Meat, IgE, F83)		484
(f244) IgE, ImmunoCAP		792
, IgE (Pineapple, IgE, F210)		484
, IgE (Grapefruit, IgE, F209)		484
- , IgE (Beta Lactoglobulin, IgE, F77)		484
, IgE (Egg Yolk, IgE, F75)		484
(g4) IgE, ImmunoCAP		792
, IgE (Shrimp, IgE, F24)		484
, IgE (Rice, IgE, F9)		484
, IgE (Strawberry, IgE, F44)		484
, IgE (Apple, IgE, F49)		484
, IgE (Pork, IgE, F26)		484
, IgE (Lamb, IgE, F88)		484
, IgE (Tomato, IgE, F25)		484
, IgE (Baker's Yeast, IgE, F45)		484
, IgE (Potato, IgE, F35)		484
, IgE (Lemon, IgE, F208)		484
, IgE (Peach, IgE, F95)		484
3: , IgE (FP73 (F26, F27, F83, F88), Food Panel: Pork, Beef, Chicken Meat, Lamb, IgE)*		1045
" 2"		1919,5
, IgE (Casein, IgE, F78)		484
, IgE (Kiwi Fruit, IgE, F84)		484
, IgE (Cabbage, IgE, F216)		484
, IgE (Codfish, IgE, F3)		484
, IgE (Wheat, IgE, F4)		484
1: , IgE (FP15 (F33, F49, F92, F95), Food Panel: Orange, Banana, Apple, Peach, IgE)*		1045
, IgE (Carrot, IgE, F31)		484
, IgE (Common Millet, IgE, F55)		484
, IgE (Banana, IgE, F92)		484
, IgE (Soybean, IgE, F14)		484

, IgE (Chocolate, IgE, F105)	484
, IgE (Egg White, IgE, F1)	484
2 Panel: Kiwi Fruit, Mango, Banana, Pineapple, IgE)* , IgE (FP50 (F84, F91, F92, F210), Food	1045
, IgE (Pumpkin, IgE, F225)	484
, IgE (Hazelnut, IgE, F17)	484
, IgE (Orange, IgE, F33)	484
, (e3) IgE, ImmunoCAP	792
(f329), IgE, ImmunoCAP (Watermelon, Citrullus lanatus, IgE, ImmunoCAP)	792
(f5) IgE, ImmunoCAP	792
, IgE (Beef, IgE, F27)	484
, IgE (Oat, IgE, F7)	484
" 1"	1919,5
, IgE (Buckwheat, IgE, F11)	484
, IgE (Brewer's Yeast, IgE, F403)	572
, IgE (Crab, IgE, F23)	484
, IgE (Peanut, IgE, F13)	484
, IgE (Mango, IgE, F91)	484

(Ca) (Calcium (Ca), air)	1298
(Co) (Cobalt (Co), air)	1298
(Zr) (Zirconium (Zr), air)	1298
(Mg) (Magnesium (Mg), air)	1298
(Be) (Beryllium (Be), air)	1298
(Pb) (Lead (Pb), air)	1298
(Mo) (Molybdenum (Mo), air)	1298
(Al) (Aluminum (Al), air)	1298
(Hg) (Mercury (Hg), air)	1298
(Mn) (Manganese (Mn), air)	1298
(Se) (Selenium (Se), air)	1298
(V) (Vanadium (V), air)	1298
(Si) (Silica (Si), air)	1298
(Rb) (Rubidium 9Rb), air)	1298
(Bi) (Bismuth (Bi), air)	1298
(P) (Phosphorus (P), air)	1298
()	748
(Cu) (Copper (Cu), air)	1298
(Sb) (Antimony (Sb), air)	1298
(I) (Iodine (I), air)	1298
(Ba) (Barium (Ba), air)	1298
(B) (Boron (B), air)	1298
(La) (Lanthanum 9La), air)	1298
(Fe) (Iron (Fe), air)	1298
(Ag) (Silver (Ag), air)	1298
(Cr) (Chromium (Cr), air)	1298
(Sr) (Strontium (Sr), air)	1298

(W)	(Tungsten, Wolframium (W), air)	1298
(Na)	(Sodium (Na), air)	1298
(Pt)	(Platinum (Pt), air)	1298
(Ge)	(Germanium (Ge), air)	1298
(As)	(Arsenic (As), air)	1298
(Cd)	(Cadmium (Cd), air)	1298
(K)	(Potassium (K), air)	1298
(Ni)	(Nickel (Ni), air)	1298
(Zn)	(Zinc (Zn), air)	1298
(Sn)	(Tin (Sn), air)	1298
(Li)	(Lithium (Li), air)	1298
(Au)	(Gold (Au), air)	1298
(Tl)	(Thallium (Tl), air)	1298
(Ga)	(Gallium (Ga), air)	1298

IgG () (Extractable Nuclear Antigen, ENA, Anti-Ribonucleoprotein Antibodies, Anti-RNP)		1232
(Scl-70, ENP-A, CENP-B, RP11, RP155, , NOR90, Th/To, PM-Sc100, PM-Sc175, Ku, PDGFR, Ro-52), (Scleroderma (Systemic Sclerosis) Antibody Panel: Anti-Scl-70, ENP-A, CENP-B, RP11, RP155, , NOR90, Th/To, PM-Sc100, PM-Sc175, Ku, PDGFR, Ro-52, Immunoblotting)		4411
(,), (Anti-Nuclear Antibodies, ANA, Screening)		517
, HEp-2 (, HEp-2-) (Antinuclear Antibodies, ANA, Hep-2 Substrate, ANA-Hep2, Fluorescent Anti-Nuclear Antibodies detection, FANA, iters)		1265
(Sm, RNP/Sm, SS-A (60), SS-A (52), SS-B, Scl-70, PM-Scl, PCNA, CENT-B, dsDNA, Histone, Nucleosome, Rib P, AMA-M2, Jo-1), (ANA: Anti-Sm, RNP/Sm, SS-A (60 kD), SS-A (52 kD), SS-B, Scl-70, PM-Scl, PCNA, CENT-B, dsDNA, Histone, Nucleosome, Rib P, AMA-M2, Anti-Jo-1, Immunoblotting)		3509
IgG (a), (Anti-Nuclear Antibodies, ANA, IgG, Screening)		1232
,		1089
IgG (- IgG, -) (Double-Stranded (Native) DNA IgG Antibodies, nti-dsDNA IgG)		627
, IgG		1727

B03.016.014 (Nechiporenko's Urine Test)		253
, () (Sulkowitch Urine Calcium Test)		143
B03.016.006 (Complete Urinalysis, Microscopic Examination)		253

(, Hepatitis C Virus, HCV)		
(Hepatitis C Virus (HCV) RNA, Quantitative PCR, Genotyping (Types 1, 2, 3)) (1, 2, 3)		4048
-28 (-28), (,) (Interleukin 28 Beta IL28B, Genotyping (Study of Genetic Markers Determining Effectiveness of Treatment of Chronic Hepatitis C in Interferon and Ribavirin))		792
(CITO), (HCV RNA, Plasma, Quantitative)*		23034
(), (Hepatitis C Virus (HCV) RNA, Ultrasensitive PCR)		3355
IgM IgG , (Anti-HCV Total (IgG + IgM))*		396
IgG C, (Anti-HCV IgG, Immunoblot)		5621
, (HCV RNA, Serum, Qualitative)*		693

RNA, Serum, Quantitative, PCR)*	(HCV	3454
1a 1b), 2, 3) (Hepatitis C Virus (HCV) RNA, Plasma, Genotyping, Subtypes (Types 1 (Subtypes 1a, 1b), 2, 3))*	(1 (924
Quantitative)*	(HCV RNA, Plasma,	11517
(, Staphylococcus aureus)		
(Staphylococcus aureus), (Staphylococcus aureus (Methicillin-Resistant Staphylococcus aureus – MRSA) Culture. Bacteria Identification, Antibiotic Susceptibility and Bacteriophage Efficiency Testing)		1078
(Staphylococcus aureus), (Staphylococcus aureus (Methicillin-Resistant Staphylococcus aureus – MRSA) Culture. Bacteria Identification, Antibiotic Susceptibility, Enlarged Testing)		2145
(Staphylococcus aureus) (Staphylococcus aureus (Methicillin-Resistant Staphylococcus aureus – MRSA) Culture. Bacteria Identification)		715
(Staphylococcus aureus, (Staphylococcus aureus Culture. Bacteria Identification, Antibiotic Susceptibility and Bacteriophage Efficiency Testing)		1078
(Staphylococcus aureus), (Staphylococcus aureus Culture. Bacteria Identification, Antibiotic Susceptibility, Enlarged Testing)		2145
(Staphylococcus aureus) (Staphylococcus aureus Culture. Bacteria Identification)		715
(Staphylococcus aureus), (Staphylococcus aureus Culture. Bacteria Identification and Antibiotic Susceptibility Testing)		880
(Staphylococcus aureus), (Staphylococcus aureus (Methicillin-Resistant Staphylococcus aureus – MRSA) Culture. Bacteria Identification and Antibiotic Susceptibility Testing)		880
(- 1 2 , Herpes simplex virus, HSV-1, HSV-2)		
1 2 , (HSV-1, 2 DNA, Urine)*		275
1 2 , Serum, yping)*	(HSV-1, 2 DNA,	660
1 2 , (HSV-1, 2 DNA, Scrape of Conjunctiva Epithelial Cells)*		275
1 2 , (HSV-1, 2 DNA, Scrape of Conjunctiva Epithelial Cells, yping)*		462
1 2 , (HSV-1, 2 DNA, Urine, yping)*		462
IgG 1 2 (Anti-HSV-1, 2 IgG)		484
1 2 , Blood, yping)*	(HSV-1, 2 DNA,	660
1 2 , 2 DNA, Cerebrospinal Fluid, yping)*	(HSV-1,	462
1 2 , (HSV-1, 2 DNA, Exudate)*		275
1 2 , (HSV-1, 2 DNA, Scrape of Faucial Epithelial Cells, yping)*		462
Ig 1 2 (Anti-HSV-1, 2 Ig)		506
1 2 , (HSV-1, 2 DNA, Scrape of Urogenital Epithelial Cells, yping)*		462
1 2 , yping)*	(HSV-1, 2 DNA, Saliva,	462
1 2 , yping)*	(HSV-1, 2 DNA, Exudate,	462
1 2 , (HSV-1, 2 DNA, Blood)*		418
1 2 , (HSV-1, 2 DNA, Saliva)*		275
1 2 , DNA, Scrape of Skin Epithelial Cells)*	(HSV-1, 2	275
1 2 , (HSV-1, 2 DNA, Scrape of Nasal Epithelial Cells, yping)*		462

1 2 , Cerebrospinal Fluid)*	(HSV-1, 2 DNA,	275
1 2 , Prostatic Fluid, Semen)*	(HSV-1, 2 DNA,	275
1 2 , 2 DNA, Prostatic Fluid, Semen, yping)*	(HSV-1,	462
IgG 2 (Anti-HSV-2 IgG)		605
1 2 , (HSV-1, 2 DNA, Scrape of Nasal Epithelial Cells)*	(HSV-1, 2 DNA, Serum)*	418
1 2 , Anti-HSV IgG		275
1 2 , (HSV-1, 2 DNA, Scrape of Urogenital Epithelial Cells)*		770
1 2 , (HSV-1, 2 DNA, Scrape of Skin Epithelial Cells, yping)*		275
IgG 1 (Anti-HSV-1 IgG)		462
1 2 , (HSV-1, 2 DNA, Scrape of Faucial Epithelial Cells)*		748
COVID-19		275
SARS-CoV-2, IgM (anti-SARS-CoV-2, IgM)		759
SARS-CoV-2-IgG- (N-, S-proteins) antibodies, IgG, qualitative)	SARS-CoV-2 (N-, S-), (Post-vaccination (EpiVacCorona Vector) SARS-CoV-2	2486
SARS-CoV-2, (Coronavirus SARS-CoV-2 RNA detection in nasopharyngeal and oropharyngeal smear)		2189
spike (S) protein (RBD), IgG, quantitative).	(S) (RBD) SARS-CoV-2, IgG (Anti-SARS-CoV-2,	1419
SARS-CoV-2, (Coronavirus SARS-CoV-2 RNA detection in nasopharyngeal and oropharyngeal smear)		1419
SARS CoV-2 (S- , RBD), IgG,		1419
(S) SARS-CoV-2, IgG, (anti-SARS-CoV-2 S (spike) protein antibody, IgG, qualitative. Assessment of immunity before and after vaccination)		979
(nucleocapsid protein), IgG, Abbott)	SARS-CoV-2 (), IgG, (Anti-SARS-CoV-2	759
SARS-CoV-2 (RBD), IgG (anti-SARS-CoV-2 (RBD) IgG avidity)		759
A IgM Mycoplasma pneumoniae (Anti-Mycoplasma pneumoniae IgM)		550
(Mycoplasma genitalium), (Mycoplasma genitalium, DNA, Scrape of Urogenital Epithelial Cells)*		275
(Mycoplasma hominis), (Mycoplasma hominis, DNA, Scrape of Urogenital Epithelial Cells)*		275
(Mycoplasma pneumoniae), pneumoniae, DNA, Plasma)*	(Mycoplasma	429
Ig Mycoplasma pneumoniae (Anti-Mycoplasma pneumoniae IgA)		671
(Mycoplasma pneumoniae), (Mycoplasma pneumoniae, DNA, Scrape of Faucial Epithelial Cells)*		231
A IgG Mycoplasma pneumoniae (Anti-Mycoplasma pneumoniae IgG)		550
Ig Mycoplasma hominis (nti-Mycoplasma hominis Ig)		462
(Mycoplasma pneumoniae), pneumoniae, DNA, Sputum)*	(Mycoplasma	649
(Mycoplasma hominis), (Mycoplasma hominis, DNA, Prostatic Fluid, Semen)*		275
IgG Mycoplasma hominis (nti-Mycoplasma hominis IgG)		462
(Mycoplasma genitalium), (Mycoplasma genitalium, DNA, Prostatic Fluid, Semen)*		275
DNA, Saliva)*	(Mycoplasma pneumoniae), (Mycoplasma pneumoniae,	231
Urine)*	(Mycoplasma hominis), (Mycoplasma hominis, DNA,	275
IgA Mycoplasma hominis (nti-Mycoplasma hominis IgA)		671

Urine)*	(Mycoplasma genitalium),	(Mycoplasma genitalium, DNA,	275
A09.05.127	(g)	(Magnesium (Mg), Serum)	253
A09.05.032	(Ca)	(Calcium Total)	209
/ /	(+ /Potassium, Na+ /Sodium, I- /Chloride, Serum)		275
	(Ca2+, c) (Ionized Calcium, Free Calcium)	396
A09.05.033	(P)	(Phosphorus (P))	209
(((209
(Unsaturated Iron Binding Capacity, UIBC)			209
A09.05.007	(Fe)	(Iron (Fe), Serum)	209
Associated Gastritis)*	Helicobacter pylori () (Helicobacter pylori	4004
	PDGFRa		15070
1	():	1694
PD-L1	PD-L1	c	18150
clone SP263 (Ventana) antibodies).	SP263 (Ventana). (PD-L1 expression in tumor tissue by IHC using PD-L1		
	KIT		12760
Finished Histological Preparations (1 Glass + 1 Block))	(1	+ 1) (Consultation of
	BRCA1, BRCA2		8140
	(PAS-)	319
	ROS1		8800
18,19,20, 21	EGFR		10890
2,3,4	NRAS		7700
15	BRAF		5280
2,3,4	KRAS		7700
PD-L1	PD-L1	c	18150
clone SP142 (Ventana) antibodies).	SP142 (Ventana). (PD-L1 expression in tumor tissue by IHC using PD-L1		
	(MSI)		6820
	HER2 ()	12760
S-100, Melan A (MART-1), HMB-45, SOX-10 (IHC verification of malignant melanoma using assessment of the expression S-100, Melan A (MART-1), HMB-45, SOX-10)*	()	19888
	() (Pathology of skin biopsies)*	2233
Histochemical Study)*	Helicobacter pylori () (Helicobacter pylori, Mucus,	2112
	ALK		8800
	()	2420
PD-L1	PD-L1		26400
clone 22C3 (Dako) antibodies).	22C3 (Dako). (PD-L1 expression in tumor tissue by IHC using PD-L1 clone		
	PDL1		8140
S-100, Melan A (MART-1), HMB-45, SOX-10 (IHC verification of malignant melanoma using assessment of the expression S-100, Melan A (MART-1), HMB-45, SOX-10)	()	19888
SCC () (Squamous Cell Carcinoma Antigen, SCCA, SCCAg)		2486
-19-9 (19-9) (Carbohydrate Antigen	-19-9, Cancer Antigen-GI)	682

(Chromogranin A, CgA)	5247
- () (Carcinoembryonic Antigen, CEA)	627
CA-242 (242, CA-242) (Carbohydrate Antigen -242, Tumor Marker CA-242)	924
ROMA1	77
() (Neuron-Specific Enolase, NSE)	1342
A09.05.130 () (Prostate-Specific Antigen Total, PSA Total)*	484
UBC (8 18) (Urine Bladder Cancer Antigen, Urine Bladder Cancer, UBC)	2046
(, , -2proPSA, phi)	3190
HE4 (4) (Human Epididymis Protein 4, HE4)	1122
-2- (?-2-) (eta-2-Microglobulin, BMG, Serum)	957
A09.05.130 () (Prostate-Specific Antigen Total, PSA Total)	484
ROMA2	77
- () (?-Fetoprotein, AFP)	385
-15-3 (15-3) (Carbohydrate Antigen -15-3, Cancer Antigen -15-3)	682
-125 (125) (Carbohydrate Antigen -125, Cancer Antigen -125)	638
A09.05.130.001 ()*	484
CA-72-4 (72-4) (Carbohydrate Antigen -72-4, Cancer Antigen CA-72-4)	957
(Cyfra 21-1, 19) (Cytokeratin 19 Fragments, C-terminus of Cytokeratin 19, CK19 Soluble Fragments, Cyfra 21-1)	946
-2- (?-2-) (Beta-2-Microglobulin, Urine)	957
S100 (S100 rotein)	2739
()	
(Trichomonas vaginalis, DNA, Urine)*	275
Prostatic Fluid, Semen)* (Trichomonas vaginalis, DNA,	275
(Trichomonas vaginalis, DNA, Scrape of Urogenital Epithelial Cells)*	275
IgG Trichomonas vaginalis (nti-Trichomonas vaginalis IgG)	671
(Procedural services)	
examinations)** (Blood serum derivation without further	320
	350
(Blood sampling without further examinations)**	190
(Buccal epithelium sampling, 2 persons)	180
(Cytological material sampling, PCR diagnosis material sampling, microbiology test material sampling)	350
(Saliva sampling for PCR)	50
A11.12.009	200
(Biomaterial sampling for the enterobiasis test)	77
(Buccal epithelium sampling, 3 persons)	270
() (capillary blood sampling)	190
(Buccal epithelium sampling)	90
C	
6 (1 ,1b,2,3 ,4,5 ,6)	2618
(Ureaplasma parvum, Effectiveness Monitoring of Treatments) (Ureaplasma parvum)	396

(INBIOFLOR ? Mycoplasma, Urogenital Screening)	()	528
(INBIOFLOR-Comprehensive Study of Microflora Composition of Urogenital Tract (UGT))		3058
(Bacterial Vaginosis, BV)		1694
MICROBIOCENOSIS (PCR Panel Femoflor 8)	8. (UROGENITAL TRACT	1628
(4 +): Chlamydia trachomatis, Neisseria gonorrhoeae, Trichomonas vaginalis, Mycoplasma genitalium, (Identification of Sexually Transmitted Infections (STI) Pathogens, Chlamydia trachomatis DNA, Neisseria gonorrhoeae DNA, Trichomonas vaginalis DNA, Mycoplasma genitalium DNA, Human DNA)		1023
(Mobiluncus curtisii, DNA, Scrape of Urogenital Epithelial Cells)		231
(Mycoplasma hominis, Effectiveness Monitoring of Treatments)	(Mycoplasma hominis)	396
		1870
(Ureaplasma ur alyticum) (Ureaplasma ur alyticum, Effectiveness Monitoring of Treatments)	(Ureaplasma	396
(7 +), (Identification of Sexually Transmitted Infections (STI) Pathogens, Scrape of Urogenital Epithelial Cells)*		1485
MICROBIOCENOSIS (PCR Panel Femoflor 16))	16. (UROGENITAL TRACT	2310
		2200
MICROBIOCENOSIS, Screening (PCR Panel Femoflor Screen))	. (UROGENITAL TRACT	2035
		1364
		4202

(As)	(Arsenic (As), Nails)	1298
(Pb)	(Lead (Pb), Nails)	1298
(Sb)	(Antimony (Sb), Nails)	1298
(Cr)	(Chromium (Cr), Nails)	1298
(Sn)	(Tin (Sn), Nails)	1298
(Hg)	(Mercury (Hg), Nails)	1298
(Fe)	(Iron (Fe), Nails)	1298
(Cd)	(Cadmium (Cd), Nails)	1298
(Ge)	(Germanium (Ge), Nails)	1298
(Mo)	(Molybdenum (Mo), Nails)	1298
(P)	(Phosphorus (P), Nails)	1298
()		748
(V)	(Vanadium (V), Nails)	1298
(Bi)	(Bismuth (Bi), Nails)	1298
(Ca)	(Calcium (Ca), Nails)	1298
(La)	(Lanthanum (La), Nails)	1298
(Cu)	(Copper (Cu), Nails)	1298
(Al)	(Aluminum (Al), Nails)	1298
(Au)	(Gold (Au), Nails)	1298
(Ga)	(Gallium (Ga), Nails)	1298
(Se)	(Selenium (Se), Nails)	1298
(Li)	(Lithium (Li), Nails)	1298
(Zn)	(Zinc (Zn), Nails)	1298
(B)	(Boron (B), Nails)	1298
(Ba)	(Barium (Ba), Nails)	1298

(I)	(Iodine (I), Nails)	1298
(Be)	(Beryllium (Be), Nails)	1298
(K)	(Potassium (K), Nails)	1298
(Co)	(Cobalt (Co), Nails)	1298
(W)	(Tungsten, Wolframium (W), Nails)	1298
(Tl)	(Thallium (Tl), Nails)	1298
(Si)	(Silica (Si), Nails)	1298
(Ni)	(Nickel (Ni), Nails)	1298
(Mg)	(Magnesium (Mg), Nails)	1298
(Sr)	(Strontium (Sr), Nails)	1298
(Rb)	(Rubidium (Rb), Nails)	1298
(Na)	(Sodium (Na), Nails)	1298
(Mn)	(Manganese (Mn), Nails)	1298
(Ag)	(Silver (Ag), Nails)	1298
(Zr)	(Zirconium (Zr), Nails)	1298
(Pt)	(Platinum (Pt), Nails)	1298

24-h urine	(Estrogens and progesterone metabolites,	6710
(Melatonin, plasma)		2640
()		1474

-	()	
39, 45, 51, 52, 56, 58, 59, 66, 68 + , o	14 : 16, 18, 31, 33, 35, (HPV DNA, Scrape of Rectal Epithelial Cells, 14 Types (16, 18, 31, 33, 35, 39, 45, 51, 52, 56, 58, 59, 66, 68) Screening)*	385
, o	4 : 6, 11, 16, 18 + (HPV DNA, Scrape of Urogenital Epithelial Cells, 4 Types (6, 11, 16, 18) Screening)	605
18, 31, 33, 35, 39, 45, 51, 52, 56, 58, 59, 66, 68 + ,	14 : 16, (HPV DNA, Scrape of Urogenital Epithelial Cells, 14 Types (16, 18, 31, 33, 35, 39, 45, 51, 52, 56, 58, 59, 66, 68))	385
39, 45, 51, 52, 56, 58, 59, 66, 68 + , o	14 : 16, 18, 31, 33, 35, (HPV DNA, Scrape of Urogenital Epithelial Cells, 14 Types (16, 18, 31, 33, 35, 39, 45, 51, 52, 56, 58, 59, 66, 68) Screening)*	385
, ,	3 : 6, 11, 44 + (HPV DNA, Scrape of Rectal Epithelial Cells, 3 Types (6, 11, 44))	385
, o	16 18 + (HPV DNA, Scrape of Urogenital Epithelial Cells, 2 Types (16, 18))	385
, ,	3 : 6, 11, 44 (HPV DNA, Scrape of Faucial Epithelial Cells, 3 Types (6, 11, 44))	385
()	14 : 16, 18, 31, 33, 35, 39, 45, 51, 52, 56, 58, 59, 66, 68 + (HPV DNA, Scrape of Urogenital Epithelial Cells, 14 Types (16, 18, 31, 33, 35, 39, 45, 51, 52, 56, 58, 59, 66, 68) Screening)	990
, ,	3 : 6, 11, 44 + (HPV DNA, Scrape of Urogenital Epithelial Cells, 3 Types (6, 11, 44))	385
39, 45, 51, 52, 56, 58, 59, 66, 68 + , o	14 : 16, 18, 31, 33, 35, (HPV DNA, Scrape of Faucial Epithelial Cells, 14 Types (16, 18, 31, 33, 35, 39, 45, 51, 52, 56, 58, 59, 66, 68) Screening)*	385

o 21 : 6, 11, 16, 18, 26, 31, 33, 35, 39, 44, 45, 51, 52, 53, 56, 58, 59, 66, 68, 73, 82 + (HPV DNA, Scrape of Urogenital Epithelial Cells, 21 Types (6, 11, 16, 18, 26, 31, 33, 35, 39, 44, 45, 51, 52, 53, 56, 58, 59, 66, 68, 73, 82))		2695
o 14 : 16, 18, 31, 33, 35, 39, 45, 51, 52, 56, 58, 59, 66, 68 + (HPV DNA, Scrape of Urogenital Epithelial Cells, 14 Types (16, 18, 31, 33, 35, 39, 45, 51, 52, 56, 58, 59, 66, 68) Screening)*		385
(Candida albicans, DNA, Exudate)*		275
(Candidiasis, Typing)		737
(Candida, Cryptococcus) (Yeast Culture. Identification and Antimycotic Susceptibility testing)		759
(Candidiasis, Screening)		396
(Candida albicans, DNA, Prostatic Fluid, Semen)*		275
(Candida albicans, DNA, Scrape of Rectal Epithelial Cells)*		275
(Candida albicans, DNA, Scrape of Faucial Epithelial Cells)*		275
Candida albicans, IgG (M5) (M5 Candida albicans, IgG)		572
(Candidiasis, Screening and Typing)		1012
A IgG Candida albicans (Anti-Candida albicans IgG)		781
(Candida albicans, DNA, Urine)*		275
(Candida albicans, DNA, Scrape of Skin Epithelial Cells)*		275
(Candida albicans, DNA, Scrape of Urogenital Epithelial Cells)*		275
(Candida albicans, DNA, Saliva)*		275
()		1837
(Upper Respiratory Culture. Bacteria Identification, Antibiotic Susceptibility, Enlarged Testing)*		2178
(Eye Culture. Bacteria Identification, Antibiotic Susceptibility and Bacteriophage Efficiency Testing)*		1474
(Eye Culture. Bacteria Identification, Antibiotic Susceptibility, Enlarged Testing)*		2464
(Stool Culture with Bacteria Identification and Antibiotic+Bacteriophage Susceptibility Testing)		1606
(Stool Culture, Pathogenic Intestinal and Conditionally Pathogenic Microflora. Bacteria Identification and Antibiotic Susceptibility Testing)		1518
(Breast Milk Culture. Bacteria Identification, Antibiotic Susceptibility and Bacteriophage Efficiency Testing)*		1078
()		1727
(Ear Culture. Bacteria Identification, Antibiotic Susceptibility, Enlarged Ttesting)*		2464
(Eye Culture. Bacteria Identification and Antibiotic Susceptibility Testing)*		1276
(Breast Milk Culture. Bacteria Identification, Antibiotic Susceptibility, Enlarged Testing)*		2145
(Punctate Fluid Culture. Bacteria Identification and Antibiotic Susceptibility Testing)		913

(Wound/Pus/Aspirate/Tissue Culture. Bacteria Identification, Antibiotic Susceptibility and Bacteriophage Efficiency Testing)*	1078
(Bile Culture. Bacteria Identification and Antibiotic Susceptibility Testing)*	1144
(Anaerobic Culture. Bacteria Identification and Antibiotic Susceptibility Testing)	1540
(Sputum and Tracheobronchial washings Culture. Bacteria Identification and Antibiotic Susceptibility Testing, Microscopy)*	1188
(Urine Culture. Bacteria Identification, Antibiotic susceptibility and Bacteriophage Efficiency Testing)*	1078
A12.20.001	495
(Ureaplasma spp. Culture. Bacteria Identification and Antibiotic Susceptibility Testing)*	748
(Breast Milk Culture. Bacteria Identification and Antibiotic Susceptibility Testing)*	880
(Genitourinary Tract Culture. Bacteria Identification, Antibiotic Susceptibility, Enlarged Testing)*	2464
(Wound/Pus/Aspirate/Tissue Culture. Bacteria Identification and Antibiotic Susceptibility Testing)*	880
(Mycoplasma hominis Culture. Bacteria Identification and Antibiotic Susceptibility Testing)*	847
(Genitourinary Tract Culture. Bacteria Identification and Antibiotic Susceptibility Testing)*	1276
(Ear Culture. Bacteria Identification, Antibiotic Susceptibility and Bacteriophage Efficiency Testing)*	1474
(Urine Culture. Bacteria Identification, Antibiotic Susceptibility, Enlarged Testing)*	2145
(Upper Respiratory Culture. Bacteria Identification, Antibiotic Susceptibility and Bacteriophage Efficiency Testing)*	1122
(Ear Culture. Bacteria Identification and Antibiotic Susceptibility Testing)*	1276
(Vaginal Biocenosis. Bacteriophage and Antimycotic Susceptibility Testing (Gram Stain, Bacterioscopic Examination of Smear))*	1650
(Wound/Pus/Aspirate/Tissue Culture. Bacteria Identification, Antibiotic Susceptibility, Enlarged Testing)*	2145
(Bile Culture. Bacteria Identification, Antibiotic Susceptibility, Enlarged Testing)*	2365
(Breast Milk Culture. Bacteria Identification)	715
(Genitourinary Tract Culture. Bacteria Identification, Antibiotic Susceptibility and Bacteriophage Efficiency Testing)*	1474
(Adenovirus), (Adenovirus. One Step Rapid Immun chromatographic Assay)	957
(Urine Culture. Bacteria Identification and Antibiotic Susceptibility Testing)*	880
(Sputum and Tracheobronchial washings Culture. Bacteria Identification, Antibiotic Susceptibility, Enlarged Testing, Microscopy)*	2387
(Helicobacter pylori), (Helicobacter pylori. One Step Rapid Immun chromatographic Assay)	957
() (Upper Respiratory Culture. Bacteria Identification and Antibiotic Susceptibility Testing)*	913

(Punctate Fluid Culture. Bacteria Identification, Antibiotic Susceptibility, Enlarged Testing)*	2178
(Stool Culture, Pathogenic Intestinal and Conditionally Pathogenic Microflora, Bacteria Identification)	1309
6 ()	2398
1 ()	2398
12 (,) (Cobalamin)	693
(-) (Vitamin E, alpha-Tocopherol, Serum)	2398
5 ()	2398
1,25-D3 (1,25-dihydroxivitamin D3)	2090
3 ()	2398
25(OH)D2 25(OH)D3, (- /)	6006
A09.05.080 (Folic Acid)	957
() (Vitamin A, Retinol, Serum)	2398
1 () (Vitamin K1, Phylloquinone, Serum)	2398
7, ()	2398
12 (, Active-B12, Holotranscobalamin)	1375
-	2398
2 ()	2398
()	2398
	2398
LGI1 CASPR2 (), IgG, (VGKC-associated proteins LGI1 and CASPR2 antibodies, serum)	6160
, IgG, (Neuronal antibodies, IgG, Indirect immunofluorescence (IIF))	3311
(,), o (Acetylcholine Receptor Antibodies, Anti-AChR, Total)	5731
NMDA, CASPR, LGI, AMPA1, AMPA2, GABAR1 IgG, ,	13607
IgG () (Anti-Skeletal Muscle Antibodies, AStMA, IgG)	1221
NMDA , IgG, (-NMDAR IgG, N-methyl-D-Aspartate Receptor Antibodies, CSF)	3036
- IgG (- : Mi-2, Ku, PM-Scl 100/75; Jo1 PL-7 PL-12 EJ OJ; SRP, SSA (Ro52)) (Myositis-Specific Panel)	4037
IgG IgM (- : GM1; GM2-GM3-GM4; GD1a, GD1b, GD2-GD3, GT1a, GT1b, GQ1b,), (Anti-GM1 Antibodies, Anti-GQ1b Antibodies, Anti-Ganglioside antibodies, Ganglioside Antibodies Panel, Total)	5731
Crithidia luciliae, IgG, (Crithidia luciliae indirect fluorescent test (CLIFT))	1265
IgG, (Anti-myelin antibody, IgG, IIF)	1474
IgA, IgG, IgM 4, (NMO) (Aquaporin-4 Receptor Antibodies, anti-AQP4, Neuromyelitis Optica, NMO, IgA, IgG, IgM, Total)	2860
IgG () (Oligoclonal IgG, Cerebrospinal Fluid (CSF), Serum)	4389
(Muscle-specific tyrosine kinase (MuSK) antibody) (-MuSK)	5478
NMDA, CASPR, LGI, AMPA1, AMPA2, GABAR1 IgG, ,	13750
LGI1 CASPR2 (), IgG, (VGKC-associated proteins LGI1 and CASPR2 antibodies, CSF)	6160
GAD (), IgG, (Anti-GAD (glutamic acid decarboxylase), IgG, CSF)	2079

IgG (Anti-Neuronal Antibodies, Blot-Line (Hu (ANNA1), Yo-1 (PCA1), CV2, Ri (ANNA2), Amphiphysin))	5731
IgG NMDA (N-Methyl-D-Aspartate Receptor Antibodies IgG)	4389
Complement (CH50) (CH50) (Functionality Test of)	1474
1- (C1-Esterase Inhibitor, 1-INH)	2156
4 (Complement Component C4)	396
3 (Complement Component C3)	396
IgG (Anti-Rubella IgG, Immunoblot)	5621
Ig (Anti-Rubella Ig)	539
Anti-Rubella IgG	1067
(Rubella virus, RNA)	649
IgG (Anti-Rubella IgG)	396
B (Hepatitis B Virus, HBV)	
IgM IgG HB-core B, (Anti-HBc IgM, IgG, Antibodies to Hepatitis B Core Antigen; HBcAb, Total, HBV Core Total Antibodies (IgG + IgM))	517
HBs- (HBsAg, Hepatitis Surface Antigen, Quantitative)	1452
HB - (Hepatitis Be Antigen, HBeAg)	561
IgM HB-core B (Anti-HBc IgM Antibodies to Hepatitis B Core Antigen; HBV Core Antibodies IgM)	693
B, (HBV DNA, Serum, Quantitative)*	3751
B, (HBV DNA, Serum, Qualitative)*	418
HBs- (Anti-HBs, HBsAb)	627
HB - (Anti-HBe, HBeAb)	517
HBs- (HBsAg, Hepatitis Surface Antigen, Qualitative)	264
2 (2-Hour Oral Glucose Tolerance Test, OGTT, Glucose and C-Protein Concentration (Fasting and 2 Hours after Load), Venous Blood)	1529
A09.05.023 (Lactate)	143
(Fructosamine)	572
A09.05.083 HbA1 (HbA1, Glycated Hemoglobin, GHB)	891
(Oral Glucose Tolerance Test, Plasma, OGTT, Pregnancy)	506
A12.22.005 2 (2-Hour Oral Glucose Tolerance Test, OGTT, Glucose Concentration (Fasting and 2 Hours after Load), Venous Blood)	990
671	
A09.05.009 (C-Reactive Protein, CRP)	341
(Antistreptolysin-O, ASO)	374
-1- (Alpha-1-Antitrypsin, A1AT, AAT, Phenotyping)	2596
(NT-proBNP, N-Terminal Pro-brain Natriuretic Peptide, Pro-B-Type Natriuretic Peptide)	2816
A09.05.076 (Ferritin)	506
(Carbohydrate-Deficient Transferrin with results on an electrophoregram (CDT))	3322

25 () (Hepcidin 25, bioactive)		6567
(Heart Failure's biomarker))	ST2 (ST2, sST2,) (Soluble ST2)	2739
A09.05.008 () (Transferrin)		484
(Myoglobin)		572
-2- (Alpha-2-Macroglobulin, ?2-Macroglobulin, A2M)		495
IgG Pgp3 () Chlamydia trachomatis	IgG	572
() (Rheumatoid Factor, RF)		374
-I (Troponin-I)		627
- ()		594
A09.05.077 (Ceruloplasmin)		649
(Haptoglobin)		638
-1- (1), (Alpha-1-Antitrypsin, A1AT, AAT, Concentration)		1386
- (Carbohydrate-Deficient Transferrin, CDT)		3091
(, Soluble Transferrin Receptor, sTfR)		1870
(Eosinophil Cationic Protein, ECP)		869
()		
(Ureaplasma parvum), (Ureaplasma parvum, DNA, Urine)*		275
(Ureaplasma arvum), (Ureaplasma parvum, DNA, Prostatic Fluid, Semen)*		275
IgG Ureaplasma urealyticum (nti-Ureaplasma urealyticum IgG)		671
(Ureaplasma urealyticum) (-960), (Ureaplasma urealyticum (T-960), DNA, Scrape of Urogenital Epithelial Cells)*		275
IgA Ureaplasma urealyticum (nti-Ureaplasma urealyticum IgA)		671
(Ureaplasma urealyticum + Ureaplasma arvum), (Ureaplasma urealyticum + Ureaplasma arvum, DNA, Prostatic Fluid, Semen)*		275
(Ureaplasma urealyticum + Ureaplasma arvum), (Ureaplasma urealyticum + Ureaplasma arvum, DNA, Urine)*		275
(Ureaplasma arvum), (Ureaplasma parvum, DNA, Scrape of Urogenital Epithelial Cells)*		275
(Ureaplasma urealyticum) (-960), (Ureaplasma urealyticum (T-960), DNA, Prostatic Fluid, Semen)*		275
(Ureaplasma urealyticum + Ureaplasma arvum), (Ureaplasma urealyticum + Ureaplasma arvum, DNA, Scrape of Urogenital Epithelial Cells)*		275
(Ureaplasma urealyticum) (-960), (Ureaplasma urealyticum (T-960), DNA, Urine)*		275
- (-)		
A (RSV) IgG	(Anti-Respiratory Syncytial Virus)	781
A (RSV) IgM	(Anti-Respiratory Syncytial Virus)	781
e (Genes F2, F5)	(F2, F5) (Risk of Oral Contraceptives, Ocs)	3003
- e () (Risk of Oral Contraceptives, OCs (Genes F2, F5) (without Description))	(F2, F5) (2695
) , 6 (AZF) (3916
(MTHFR, MTRR, MTR, F2, F5) (Preparation for Surgery (Genes MTHFR, MTRR, MTR, F2, F5))		8811
- (MTHFR, MTRR, MTR, F2, F5) ((Preparation for Surgery (Genes MTHFR, MTRR, MTR, F2, F5) (without Description))		7898
IgG:		
(F24), - IgG (Shrimp, IgG, F24)		572

(F9),	-	IgG (Rice, IgG, F9)	572	
1: , , , , , IgG (FP15 (F33, F49, F92, F95), Food Panel: Orange, Banana, Apple, Peach, IgG)*			1045	
(F84),	-	IgG (Kiwi Fruit, IgG, F84)	572	
(F11),	-	IgG (Buckwheat, IgG, F11)	572	
(F3),	-	IgG (Codfish, IgG, F3)	572	
3: , , , , , IgG (FP73 (F26, F27, F83, F88), Food Panel: Pork, Beef, Chicken Meat, Lamb, IgG)*			1045	
Food Profile, IgG)		G (IgG)	(Basic	15840
(F44),	-	IgG (Strawberry, IgG, F44)	572	
(F7),	-	IgG (Oat, IgG, F7)	572	
(F105),	-	IgG (Chocolate, IgG, F105)	572	
(fx21) IgE, ImmunoCAP			1375	
(F4),	-	IgG (Wheat, IgG, F4)	572	
-		, IgG (Beta Lactoglobulin, IgG, F77)	572	
(F2),	-	IgG (Milk, IgG, F2)	572	
(F25),	-	IgG (Tomato, IgG, F25)	572	
(F55),	-	IgG (Common Millet, IgG, F55)	572	
		, IgG (Pineapple, IgG, F210)	572	
		, IgG (Lamb, IgG, F88)	572	
(F26),	-	IgG (Pork, IgG, F26)	572	
(F208),	-	IgG (Lemon, IgG, F208)	572	
		, IgG (Banana, IgG, F92)	572	
(F75),	-	IgG (Egg Yolk, IgG, F75)	572	
(F1),	-	IgG (Egg White, IgG, F1)	572	
(F83),	-	IgG (Chicken Meat, IgG, F83)	572	
(F35),	-	IgG (Potato, IgG, F35)	572	
		, IgG (Orange, IgG, F33)	572	
(F209),	-	IgG (Grapefruit, IgG, F209)	572	
(F91),	-	IgG (Mango, IgG, F91)	572	
		, IgG (Peanut, IgG, F13)	572	
2: , , , , , IgG (FP50 (F84, F91, F92, F210), Food Panel: Kiwi Fruit, Mango, Banana, Pineapple, IgG)*			1430	
(F225),	-	IgG (Pumpkin, IgG, F225)	572	
(F14),	-	IgG (Soybean, IgG, F14)	572	
(F31),	-	IgG (Carrot, IgG, F31)	572	
(F27),	-	IgG (Beef, IgG, F27)	572	
(F45),	-	IgG (Baker's Yeast, IgG, F45)	572	
(F216),	-	IgG (Cabbage, IgG, F216)	572	
(F403),	-	IgG (Brewer's Yeast, IgG, F403)	572	
(F17),	-	IgG (Hazelnut, IgG, F17)	572	
(F78),	-	IgG (Casein, IgG, F78)	572	
(F95),	-	IgG (Peach, IgG, F95)	572	
(F49),	-	IgG (Apple, IgG, F49)	572	
-	6			
	IgG	6 (Anti-HHV-6 IgG)	671	
6		(HHV-6 DNA, Saliva)*	275	

6 (HHV-6 DNA, Scrape of Urogenital Epithelial Cells)*		275
6 Fluid, Semen)*	(HHV-6 DNA, Prostatic	275
6 (HHV-6 DNA, Scrape of Nasal Epithelial Cells)*		275
6 Fluid)*	(HHV-6 DNA, Urine)*	275
6 Fluid)*	(HHV-6 DNA, Cerebrospinal	275
6 Fluid)*	(HHV-6 DNA, Exudate)*	275
6 Fluid)*	(HHV-6 DNA, Blood)*	418
6 DNA, Scrape of Faucial Epithelial Cells)*	(HHV-6	275
6 DNA, Scrape of Faucial Epithelial Cells)*	(HHV-6 DNA, Serum)*	418
()		
(Chlamydia pneumoniae), DNA, Saliva)*	(Chlamydia pneumoniae,	429
(Chlamydia trachomatis), trachomatis, DNA, Prostatic Fluid, Semen)*	(Chlamydia	275
IgG	() Chlamydia trachomatis (Anti-cHSP60 IgG)	583
A	IgA Chlamydia trachomatis (Anti-Chlamydia trachomatis IgA)	539
(Chlamydia pneumoniae), pneumoniae, DNA, Plasma)*	(Chlamydia	649
A	IgG Chlamydia pneumoniae (Anti-Chlamydia pneumoniae IgG)	561
IgM	Chlamydia trachomatis (Anti-Chlamydia trachomatis IgM)	561
(Chlamydia trachomatis), (Chlamydia trachomatis, DNA, Scrape of Rectal Epithelial Cells)*		275
(Chlamydia trachomatis), (Chlamydia trachomatis, DNA, Scrape of Urogenital Epithelial Cells)*		275
A	IgG Chlamydia trachomatis (Anti-Chlamydia trachomatis IgG)	539
Duodenum, PCR)	(Helicobacter pylori, DNA, Biopsates of Gastric Mucosa and/or	2332
(Chlamydia trachomatis), (Chlamydia trachomatis, DNA, Scrape of Conjunctiva Epithelial Cells)*		275
A	IgA Chlamydia pneumoniae (Anti-Chlamydia pneumoniae IgA)	671
(Chlamydia pneumoniae), DNA, Sputum)*	(Chlamydia pneumoniae,	869
A	IgM Chlamydia pneumoniae (Anti-Chlamydia pneumoniae IgM)	561
Urine)*	(Chlamydia trachomatis), (Chlamydia trachomatis, DNA,	275
(Chlamydia trachomatis), trachomatis, DNA, Cerebrospinal Fluid)*	(Chlamydia	275
(Chlamydia trachomatis), Exudate)*	(Chlamydia trachomatis, DNA,	275
(Chlamydia trachomatis), trachomatis, DNA, Synovial Fluid)*	(Chlamydia	506
(Chlamydia pneumoniae), (Chlamydia pneumoniae, DNA, Scrape of Faucial Epithelial Cells)*		429
(Chlamydia trachomatis), (Chlamydia trachomatis, DNA, Scrape of Faucial Epithelial Cells)*		275
()		
Prostatic Fluid, Semen)*	(Treponema pallidum, DNA,	275
(Treponema pallidum, DNA, Scrape of Urogenital Epithelial Cells)*		275
(Treponema pallidum, DNA, Urine)*		275
DNA, Cerebrospinal Fluid)*	(Treponema pallidum,	275
(Treponema pallidum, DNA, Serum)*		407
(Treponema pallidum, DNA, Secretion)*		275

A	IgM	IgG	Treponema pallidum,	(Anti-Treponema pallidum IgM,	418
IgG, Total)					
			pallidum, DNA, Scrape of Skin Epithelial Cells)*	(Treponema	275
			(Treponema pallidum, DNA, Scrape of Faucial Epithelial Cells)*		275
A	IgG		Treponema pallidum,		1969
(Anti-Treponema pallidum IgG, Immunoblot)					
			(Treponema pallidum, DNA, Scrape of Conjunctiva Epithelial Cells)*		275
A	IgM		Treponema pallidum (Anti-Treponema pallidum IgM)		891
	RPR -		(Syphilis RPR (Rapid Plasma Reagins),	nticardiolipin	231
est)					
A	IgM		Treponema pallidum,		1969
(Anti-Treponema pallidum IgM, Immunoblot)					
A09.05.078			(Testosterone)		385
	-		(-SO4, Dehydroepiandrosterone sulfate, DHEA-S)		385
17-	(17-)		(17-Ketosteroids, Urine)		2013
			() (Sex Hormone-Binding Globulin, SHBG)		396
			(Androstenedione)		1100
A09.05.139	17-	-	(17-Hydroxyprogesterone, 17-OHP)		539
A09.05.078.001			(Free Testosterone)		957
			() (Androstanediol Glucuronide,		1155
3?-Androstanediol Glucuronid, 3?-diol G)					
			() (Dih drotestosterone, DHT)		1430
			() (Protein, random urine, with creatinine and protein/creatinine ratio calculation)		286
			() (Magnesium, random urine, with creatinine and magnesium/creatinine ratio calculation)		583
					308
			() (Phosphorus, random urine, with creatinine and phosphorus/creatinine ratio calculation)		319
			() (Oxalates, random urine, with creatinine and oxalate/creatinine ratio calculation)		1485
			() (Albumin, random urine, with creatinine and albumin/creatinine ratio calculation, UACR)		495
			() (Calcium, random urine, with creatinine and calcium/creatinine ratio calculation)		220
			(Urine Creatinine)		55
IgE:					
			, IgE (Cockroach, IgE, I6)		484
			, IgE (Dog Epithelium, IgE, E2)		484
			, IgE (Sheep Epithelium, IgE, 81)		484
			, IgE (Budgerigar Feathers, IgE, 78)		484
			, IgE (EP70 (E6, E82, E84, E87, E88), Animal Panel: Guinea Pig Epithelium, Rabbit Epithelium, Hamster Epithelium, Rat, Mouse, IgE)*		1045
			, IgE (Guinea Pig Epithelium, IgE, 6)		484
			, IgE (Cat Dander-Epithelium, IgE, E1)		484
			, IgE (Chicken Feathers, IgE, 85)		484
			()		319
	1	2	1	2 (HIV Ag/Ab Combo)	319

-1,	(HIV RNA, Plasma)*	14234
(Everolimus)		
	(Cyclosporine, Cyclosporine A, Sandimmune)	3630
	(Teriflunomide, Leflunomide metabolite)	1045
	(Levetiracetam, Keppra®)	3630
	(carbamazepine, Tegretol)	3740
	(Mitotane, o, p?-DDD, plasma)	2882
	(Phenytoin)	3630
Tacrosel)	(FK506, Advagraf, Prograf, Protopic,	1276
	(Lamotrigine)	1573
	(Acidum Valproicum, Depakin, Convulexs)	3740
A09.05.035.002	(Phenobarbitalum)	891
()		
Prostatic Fluid, Semen)*	(Neisseria gonorrhoeae, DNA,	275
(Neisseria gonorrhoeae, DNA, Scrape of Rectal Epithelial Cells)*		275
Fluid)*	(Neisseria gonorrhoeae, DNA, Synovial	506
(Neisseria gonorrhoeae,),	(GC, Neisseria gonorrhoeae Culture. Bacteria Identification and	990
Antibiotic Susceptibility Testing)	(Neisseria	275
gonorrhoeae, DNA, Scrape of Conjunctiva Epithelial Cells)*	(Neisseria	275
gonorrhoeae, DNA, Scrape of Faucial Epithelial Cells)*	(Neisseria gonorrhoeae, DNA, Urine)*	275
(Neisseria gonorrhoeae, DNA, Scrape of Urogenital Epithelial Cells)*		275
(Lactobacillus spp., DNA, Scrape of Urogenital Epithelial Cells)*		
Clostridium difficile		
(Toxin A and B Clostridium difficile. One step rapid immunochromatographic assay)		1320
(Clostridium difficile,) (Clostridium difficile		1375
Culture. Bacteria Identification and Antibiotic Susceptibility Testing)		
?		
()		1100
() (Cytological Examination: Cervix, Pap-test)		1100
IgE:		
/H1-Greer, IgE (House Dust - Greer, IgE, H1)		484
Penicillium notatum, IgE (Penicillium notatum, IgE, M1)		484
Candida albicans, IgE (Candida albicans, IgE, M5)		484
Dermatophagoides pteronyssinus (D1), IgE (Dermatophagoides pteronyssinus, IgE, D1)		484
Aspergillus fumigatus, IgE (Aspergillus fumigatus, IgE, M3)		484
Alternaria tenuis, IgE (Alternaria tenuis, IgE, M6)		484
Dermatophagoides farinae (D2), IgE (Dermatophagoides farinae, IgE, D2)		484
: Penicillium notatum, Cladosporium herbarum, Aspergillus fumigatus, Candida albicans, Alternaria tenuis, IgE (MP1 (M1, M2, M3, M5, M6), Mold Panel 1: Penicillium notatum, Cladosporium herbarum, Aspergillus fumigatus, Candida albicans, Alternaria tenuis, IgE)*		1045
Cladosporium herbarum, IgE (Cladosporium herbarum, IgE, M2)		484

IgG:			
Dermatophagoides farinae (D2), IgG, D2)	-	IgG (Dermatophagoides farinae,	572
/Greer (1),	-	IgG (House Dust – Greer, IgG, H1)	572
Cladosporium herbarum (2), IgG, M2)	-	IgG (Cladosporium herbarum,	572
: Penicillium notatum, Cladosporium herbarum, Aspergillus fumigatus, Candida albicans, Alternaria tenuis, IgG (MP1 (M1, M2, M3, M5, M6), Mold Panel 1: Penicillium notatum, Cladosporium herbarum, Aspergillus fumigatus, Candida albicans, Alternaria tenuis, IgG)*			1045
Penicillium notatum (1),	-	IgG (Penicillium notatum, IgG, M1)	572
Dermatophagoides microceras (D3), microceras, IgG, D3)	-	IgG (Dermatophagoides	572
Dermatophagoides pteronyssinus (D1), pteronyssinus, IgG, D1)	-	IgG (Dermatophagoides	572
Alternaria tenuis (6),	-	IgG (Alternaria tenuis, IgG, M6)	572
(AZF-) (10219
(Impairment of Spermatogenesis: Full Panel (AZF-Region) (without Description))			
(F2, F5, MTHFR, MTRR, MTR, ACE, AGT, RHD)			17270
(Want to Become a Mother: Pregnancy Complications (Genes F2, F5, MTHFR, MTRR, MTR, ACE, AGT, RHD) (without Description))			
, CYP21A2, . . . (Gene CYP21OHB, Freq. Mut.)			10769
: (F2, F5) (Thrombotic			3003
Tendency in Pregnancy: Minimum (Genes F2, F5)			
(AR, CFTR; AZF-) (Genetic Factors of			18062
Male Infertility (Genes AR, CFTR; AZF-Region))			
(MTHFR, MTRR, MTR) (Isolated			5808
Malformations in Fetus (Genes MTHFR, MTRR, MTR)			
(F2, F5, MTHFR, MTRR, MTR, ACE, AGT, RHD)			19998
(Want to Become a Mother: Pregnancy Complications (Genes F2, F5, MTHFR, MTRR, MTR, ACE, AGT, RHD))			
: (MTHFR, MTRR, MTR, F2, F5) (7898
(Habitual Miscarriage, Thrombotic Tendency in Pregnancy: Extended Panel (Genes MTHFR, MTRR, MTR, F2, F5) (without Description))			
(F2, F5) (2695
(Thrombotic Complications of Ovulation Induction (Genes F2, F5) (without Description))			
(MTHFR, MTRR, MTR) (5203
(Isolated Malformations in Fetus (Genes MTHFR, MTRR, MTR) (without Description))			
(ACE, AGT, MTHFR, MTRR, MTR, F2, F5)			11671
(Gestosis and Placental Insufficiency (Genes ACE, AGT, MTHFR, MTRR, MTR, F2, F5))			
(F2, F5) (Thrombotic			3003
Complications of Ovulation Induction (Genes F2, F5)			
: (F2, F5) (2695
(Thrombotic Tendency in Pregnancy: Minimum (Genes F2, F5) (without Description))			
(MTHFR, MTRR, MTR, F2, F5) (Habitual Miscarriage, Thrombotic			8811
Tendency in Pregnancy: Extended Panel (Genes MTHFR, MTRR, MTR, F2, F5))			
(ACE, AGT, MTHFR, MTRR, MTR, F2, F5) (10384
(Gestosis and Placental Insufficiency (Genes ACE, AGT, MTHFR, MTRR, MTR, F2, F5) (without Description))			
/ BRCA1, BRCA2, CHEK2, NBS1			10285
(Hereditary Breast and/or Ovarian Cancer)			
(Examination of Sputum)			825
(Examination of Transudates, Exudates,			528
Secrets)			
(Examination of			649
Bronchial Washouts)			
(Examination of Punctates: Skin)			649
(Examination of Endoscopic Material)			649

A08.20.004			660
	Helicobacter pylori (Examination of		781
Endoscopic Material: Presence of Helicobacter pylori)			
	(Cytological Examination of Material Obtained during Surgical		990
Procedures and Other Urgent Research)			
(ThinPrep ®)*		1320
	(The Bethesda System ? TBS) (Cytological Examination of Cervical Epithelium with		627
Description on The Bethesda System, TBS)			
	() () (781
) (Cytological Examination: Scrapings (Smear) of Nasal Mucous Membrane (1			
Localization))	(Examination of Breast Discharge)		528
	(Examination of Punctates: Other Organs and		825
Tissues)	() (Examination of Imprint Intrauterine		561
Device, IUD)	(Examination of Punctates: Breast)		649
	(Examination		649
of Scrapings and Prints Tumor and Tumor Like Formations)	(Examination		528
(Examination of Urine)			627
	(The Bethesda System for Reporting Thyroid		627
Cytopathology (TBSRTC), Fine-Needle Aspiration (FNA))			
	(Examination of		429
Scrapings and Prints of Skin and Mucous Membranes)	(Examination of Scrapings: Cervix		627
and Cervical Canal)			
	Ig (Anti-Measles IgM)		781
	IgG (Anti-Measles IgG)		880
	IgG (Anti-Tick-borne Encephalitis Virus (TBEV)		528
IgG)			
	(Detection of pathogen DNA/RNA in ticks: Tick-borne		3696
encephalitis Virus (TBEV), Borrelia burgdorferi s. l., Anaplasma Phagocytophillum, Ehrlichia			
muris/chaffe nsis (RNA/DNA), PCR)			
	IgM (Anti-Tick-borne Encephalitis Virus (TBEV)		671
IgM)			
	/ « »		
	() (HPLC-MS/MS Organic Acids (Succinylate))		3949
	HADHA (5511
3- (HADHA Gene, Freq. Mut. (Long-Chain 3-Hydroxyacyl-Coa			
Dehydrogenase (LCHAD) Deficiency))			
	e « » (Newborn Screening "HEEL")*		5489
	() (Biotin-Dependent		5511
Carboxylases Activity (Biotinidase Deficiency))			
	GCDH (1) (GCDH (Glutaryl-CoA Dehydrogenase)		5511
Gene, Freq. Mut. (Glutaric Aciduria, Type 1))			
	(/) (Analysis of the spectrum of organic urine acids by gas		9130
chromatography with mass spectrometry (GC / MS))			
	ASS () (ASS Gene, Freq. Mut. (Citrullinemia))		10483
	GCDH (1) (GCDH (Glutaryl-CoA Dehydrogenase)		44440
Gene (Glutaric Aciduria, Type 1))			
	ACADM (5511
MCAD) (ACADM Gene, Freq. Mut. (Medium-Chain Acyl-CoA Dehydrogenase (MCAD)			
Deficiency))			
	FAH () (FAH Gene, Freq. Mut. (Tyrosinemia, Type 1))		9174

Freq. Mut.)	BTD () (BTD (Biotinidase Deficiency) Gene,	5511
	FAH (I) (FAH Gene (Tyrosinemia, Type 1))	54890
	() (TC Gene (Ornithine Transcarbamylase (OTC) Deficiency))	41833
(, , Escherichia coli)		
	(Escherichia coli O157:H7,), (Escherichia coli O157:H7 Culture. Bacteria Identification, Antibiotic Susceptibility and Bacteriophage Efficiency Testing)	1210
	(Escherichia coli O157:H7,), (Escherichia coli O157:H7 Culture. Bacteria Identification and Antibiotic Susceptibility Testing)	1023
	(Escherichia coli O157:H7,), (Escherichia coli O157:H7. One Step Rapid Immun hromotographic Assay)	1023
	1, (Human immunodeficiency virus, quality, RNA)	2717
	19,	363
	- RHD (RHD gene of the fetus in the mother's blood)	6105
	19,	363
	19,	363
	(Legionella pneumophila, One step rapid immun hromotographic assay, antigen, urinae)	1584
	(Respiratory Syncytial Virus, RSV, One step rapid immun hromotographic assay, antigen)	1023
	(Hexagon Chlamydia, One step rapid immun hromotographic assay, antigen)	1122
	(Neisseria gonorrhoeae test, One step rapid immun hromotographic assay)	946
	(Campylobacter spp., One step rapid immun hromotographic assay, antigen, stool)	1144
	(Norwalk virus) - (Norwalk virus GI , GII, One step rapid immun hromotographic assay, antigen, stool)	1925
	(Streptococcus pneumoniae, One step rapid immun hromotographic assay, antigen, urinae)	1584
	(Enterovirus, One step rapid immun hromotographic assay, antigen, stool)	1199
	IgG -3 (Desmoglein 3, DSG3 Antibodies, IgG)	2376
	IgG BP230 (Anti-Bp230 ntibodies, Bullous Pemphigoid (230 kDa) Antibodies, Antibodies to BP Antigen 1, IgG)	2376
	IgG BP180 (Anti-Bp180 ntibodies, Bullous Pemphigoid (180 kDa) Antibodies, Antibodies to BP Antigen 2, IgG)	2376
	IgG (Desmoglein Antibodies, Desmoglein 1, DSG1 and Desmoglein 3, DSG3 Antibodies, IgG)	2376
	, IgG (Basement membrane zone antibodies, IgG)	2222
	IgG -1 (Desmoglein 1, DSG1 Antibodies, IgG)	2376
()		
A	IgA Helicobacter ylori (Anti-Helicobacter pylori IgA)	770
A	IgG Helicobacter pylori, (Anti-Helicobacter pylori IgG, Immunoblot)	3377
A	IgA Helicobacter pylori, (Anti-Helicobacter pylori IgA, Immunoblot)	3377
A	IgG Helicobacter ylori (Anti-Helicobacter pylori IgG)	539
	1303HEL ?? - (?? - , 13C-Urea Breath test, UBT). Helicobacter pylori	2398
A	IgM Helicobacter ylori (Anti-Helicobacter pylori IgM)	770

()			
Sputum)*	(Mycobacterium tuberculosis, DNA,		649
tuberculosis, DNA, Synovial Fluid)*	(Mycobacterium		506
tuberculosis, DNA, Cerebrospinal Fluid)*	(Mycobacterium		275
Exudate)*	(Mycobacterium tuberculosis, DNA,		275
tuberculosis, DNA, Prostatic Fluid, Semen)*	(Mycobacterium		275
IgM, IgA, IgG Mycobacterium tuberculosis, (Anti-Mycobacterium tuberculosis IgM, IgA, IgG, total)			1793
Urine)*	(Mycobacterium tuberculosis, DNA,		275
DNA, Serum)*	(Mycobacterium tuberculosis,		429
tuberculosis, DNA, Menstrual Blood)*	(Mycobacterium		275
() (Circulating Immune Complexes (CIC)			
Total)			1188
	(Phagocytic Activity of Leucocytes)		1100
	(Lymphocyte Activation Ability)		3795
CD4+ - , % Absolute)	(- , CD4+ T-cells, Percent and		1507
CD3+ HLA-DR+, CD3-HLA DR+)*	(CD3+ HLA-DR+, CD3-HLA DR+) (Activated Lymphocyte:		1507
- , %	(CD19+ , B-cells, Percent and Absolute)		1507
(Lymphocyte Phenotyping: CD3, CD4, CD8, CD19, CD16, CD56)	(- CD3, CD4, CD8, CD19, CD16, CD56)		3795
G (IgG1, IgG2, IgG3, IgG4)			13761
()			
Virus IgM, Anti-VZV IgM)	(Anti-Varicella-Zoster		858
Varicella-Zoster,	(Varicella ZosterVirus, DNA, serum)		396
Virus IgG, Anti-VZV IgG)	(Anti-Varicella-Zoster		781
Varicella-Zoster,	(Varicella Zoster Virus, DNA, scrape of faucial epithelial cells)		396
Varicella-Zoster,	(VaricellaZosterVirus, DNA, saliva)		396
()			
Antibiotic Susceptibility and Bacteriophage Efficiency Testing)	(Stool Culture, Salmonella s p., Shigella s p. Bacteria Identification,		1265
Shigella flexneri 1-5 (Shigella flexneri 1-5, IHA)			484
Identification)	(Stool Culture (Salmonella spp., Shigella spp.). Bacteria		858
Shigella sonnei (Shigella sonnei, IHA)			484
(Stool Culture (Salmonella spp., Shigella spp.). Bacteria Identification and Antibiotic Susceptibility Testing)			1067
Shigella flexneri 6 (Shigella flexneri 6, IHA)			484
()			
HER2/neu , HER2-) (HER2/neu Expression, HER2 Status, Immunohistochemical Study (Fixed Biomaterial in Paraffin Block))			5489
: - - - (P504S, AMACR), (34?E12), p63 (Prostate cancer – complex immunomorphological examination using assessment of the expression AMACR, high molecular weight cytokeratin (34?E12), p63)*			12540

() () () (Immunohistochemical diagnosis of lymphoproliferative diseases (Tissue Embedded in Paraffin Block))	27808
Ki-67 (MIB-1) () () (Ki-67 (MIB-1) Expression, Assessment of Proliferative Activity by Expression Ki-67, Immunohistochemical Study (Fixed Biomaterial in Formalin Buffer))*	5599
(CD138) () () (Chronic Endometritis, Identification of Plasma Cells CD138, Immunohistochemical Diagnosis (Fixed Biomaterial in Paraffin Block))	5500
() () () (Immunohistochemical diagnosis of lymphoproliferative diseases (Fixed Biomaterial in Formalin Buffer))*	27808
() () () (Estrogen and Progesterone Receptors, Immunohistochemical Study (Fixed Biomaterial in Paraffin Block))	7854
() () () (Early Diagnosis Marker of Dysplasia with High Risk Malignancy: p16INK4a, Immunohistochemical Study (Fixed Biomaterial in Paraffin Block))	4873
() () () (Immunohistochemical diagnosis in cancer metastasis of unknown primary origin (Tissue Embedded in Paraffin Block))	27808
() () () (Estrogen and Progesterone Receptors, Immunohistochemical Study)*	7051
() () () (P504S, AMACR), (34?E12), p63 (Prostate cancer – complex immunomorphological examination using assessment of the expression AMACR, high molecular weight cytokeratin (34?E12), p63)	12540
() () () (Early Diagnosis Marker of Dysplasia with High Risk Malignancy: p16INK4a, Immunohistochemical Study (Fixed Biomaterial in Formalin Buffer))*	4873
HER2 in situ (FISH) (Determination of HER2 Status of Tumor, Fluorescence In Situ Hybridization)	32626
Ki-67 (MIB-1) () () (Ki-67 (MIB-1) Expression, Assessment of Proliferative Activity by Expression Ki-67, Immunohistochemical Study (Fixed Biomaterial in Paraffin Block))	5599
(CD138) () () (Chronic Endometritis, Identification of Plasma Cells CD138, Immunohistochemical Diagnosis (Fixed Biomaterial in Formalin Buffer))*	5500
HER2/neu () () (HER2/neu Expression, HER2 Status, Immunohistochemical Study (Fixed Biomaterial in Formalin Buffer))*	5489
() () () (Immunohistochemical diagnosis in cancer metastasis of unknown primary origin (Fixed Biomaterial in Formalin Buffer))*	27808
A09.05.065 ()	363
A09.05.064 (T4 () (Total Thyroxine, TT4))	385
A09.05.061 (3) (Free Triiodthyronine, FT3)	385
() () (Anti-Thyroid Microsomal Antibodies)	550
A09.05.063 (4)	385
(-) (Anti-Thyroid Peroxidase Autoantibodies, Antimicrosomal Antibodies, TPO Antibodies, TPOAb, Anti-TPO)	429
A12.06.046.001 () (Thyroid-Stimulating Hormone Receptor Antibodies, TSH Receptor Antibodies, TSHRABs, TSH binding inhibitor immunoglobulin, TBII)	1540

(-) (Anti- thyroglobulin Autoantibodies, Thyroglobulin Antibodies, Tg Autoantibodies, TgAb, Anti-Tg Ab, ATG)		484
A09.05.117 () (Thyroglobulin, TG)		693
() (Thyroid Uptake, T-Uptake, Thyroxine-Binding Capacity, TBC, Thyroxine-Binding Index, TBI, free T4 Index, fT4I)		561
A09.05.060 (3) (Total Triiodothyronine, TT3)		385
SARS-CoV-2, (Coronavirus SARS-CoV-2 RNA detection in nasopharyngeal and oropharyngeal smear)		1529
:	(Soil: Agrochemical Evaluation)*	9988
:	(Soil: Comprehensive Toxicological Evaluation)*	21934
A09.05.066 (,) (Growth Hormone, GH)		517
A09.05.067 Hormone, ACTH) (,) (Adrenocorticotrophic		682
IGF-1) (1) (Somatomedin C, Insulin-like Growth Factor 1,		1089
A09.05.131 () (Luteinizing Hormone, LH)		385
(Macroprolactin)*		1188
A09.05.087 (Prolactin)		385
A09.05.132 () (Follicle Stimulating Hormone, FSH)		385
IgG Against Asialoglycoprotein Receptor, Anti-ASGPR, IgG) (-ASGPR) (Autoantibodies		1705
IgA, IgG, IgM (Anti-Mitochondrial Antibodies, AMA, IgA, IgG, IgM, Total)		1518
IgG (- 2, 2-3 , Sp100, PML, gp210, LKM-1, LC-1, SLA/LP, SSA/Ro-52), (Autoimmune Disease Liver Panel: AMA-M2, M2-3E (BPO), Sp100, PML, gp210, LKM-1, LC-1, SLA/LP, SSA/Ro-52, IgG, Immunoblotting)		3652
antibody, anti-LKM, IgG+IgM+ IgA) , IgA+IgG+IgM (anti-liver kidney microsomal		1573
IgA, IgG, IgM (Smooth Muscle Antibodies, SMA, Anti-Smooth Muscle Antibodies, ASMA, IgA, IgG, IgM, Total)		1518
:	1-	
IgG (Insulin Autoantibodies, IAA, IgG)		671
(IA-2) (Islet Antigen 2 Antibodies, Anti-IA2 antibodies, IA-2 Ab, Tyrosine Phosphatase Antibodies)		1705
IgG - (Anti-Islet Cell Antibodies, Islet Cell Autoantibodies, ICA)		1518
Antibodies Pool, Glutamic Acid Decarboxylase-65, GAD and Insulinoma Antigen 2 (Tyrosine Phosphatase, IA2, ICA-512) Autoantibodies, Total)	GAD/IA-2, (Anti-GAD/IA2	1705
IgG (-GAD) (Anti-GAD Antibodies, Glutamate Decarboxylase Antibodies, AT-GAD, IgG)		1749
(Yersinia enterocolitica, (Yersinia enterocolitica, Stool Culture. Bacteria Identification and Antibiotic Susceptibility Testing)		1364
Yersinia enterocolitica :9 (Yersinia enterocolitica O:9, IHA)		484
IgG Yersinia enterocolitica (Anti-Yersinia enterocolitica IgG)		539
IgA Yersinia enterocolitica (Anti-Yersinia enterocolitica IgA)		539
Yersinia enterocolitica :3 (Yersinia enterocolitica O:3, IHA)		484
Yersinia pseudotuberculosis (Yersinia pseudotuberculosis IHA)		484

(F2, F5, MTHFR, MTR, MTRR, F13, FGB, ITGA2, ITG 3, F7, PAI-1) (Extended Study of Hemostatic System (Genes F2, F5, MTHFR, MTR, MTRR, F13, FGB, ITGA2, ITG 3, F7, PAI-1))		15015
(ITGB3) ((Platelet Fibrinogen Receptor (Gene ITGB3) (without Description))		1386
(F2, F5, MTHFR, MTRR, MTR) ((Thrombosis: Advanced Panel (Genes F2, F5, MTHFR, MTRR, MTR) (without Description))		7898
ITGA2 .759 >T Hyperaggregation of platelets, gene polymorphism ITGA2 .759 >T		3036
(F2, F5) ((Thrombosis: Minimum (Genes F2, F5) (without Description))		2695
(MTHFR, MTRR, MTR) ((Hyperhomocysteinemia (Genes MTHFR, MTRR, MTR) (without Description))		5203
ITGA2 .759 >T ((Hyperaggregation of platelets, gene polymorphism ITGA2 .759 >T (without description))		2717
(F2, F5) (Thrombosis: Minimum (Genes F2, F5))		3003
(MTHFR, MTRR, MTR) (Hyperhomocysteinemia (Genes MTHFR, MTRR, MTR))		5808
(F2, F5, MTHFR, MTRR, MTR) (Thrombosis: Advanced Panel (Genes F2, F5, MTHFR, MTRR, MTR))		8811
(F2, F5, MTHFR, MTR, MTRR, F13, FGB, ITGA2, ITG 3, F7, PAI-1) ((Extended Study of Hemostatic System (Genes F2, F5, MTHFR, MTR, MTRR, F13, FGB, ITGA2, ITG 3, F7, PAI-1) (without Description))		10395
(Listeria monocytogenes, DNA, Cerebrospinal Fluid)*		253
(Listeria monocytogenes, DNA, Urine)*		253
(Listeria monocytogenes, DNA, Scrape of Nasal Epithelial Cells)*		231
(Listeria monocytogenes) (Listeria monocytogenes Culture. Bacteria Identification and Antibiotic Susceptibility testing)		759
(Listeria monocytogenes, DNA, Plasma)*		231
(Listeria monocytogenes, DNA, Scrape of Faucial Epithelial Cells)*		231
(Listeria monocytogenes, DNA, Synovial Fluid)*		506
IgE:		
IgE (GP3 (G1, G5, G6, G12, G13), Grass Panel: Sweet Vernal Grass, Perennial Rye Grass, Timothy Grass, Cultivated Rye Grass, Velvet Grass, IgE)*		1045
IgE (Cottonwood, IgE, T14)		484
IgE (Wormwood, IgE, W5)		484
IgE (Timothy Grass, IgE, G6)		484
IgE (WP1 (W1, W6, W9, W10, W11), Weed Panel: Common Ragweed, Mugwort, English Plantain, Lamb's Quarters, Russian Thistle, IgE)*		1045
IgE (Birch, IgE, 3)		484
IgE (Mugwort, IgE, W6)		484
IgE (TP9 (T2, T4, T12, T3, T7), Tree Panel: Alder, Hazelnut, Willow, Birch, Oak, IgE)*		1045
IgE (GP1 (G3, G4, G5, G6, G8), Grass Panel 1: Orchard Grass, Meadow Fescue, Perennial Rye Grass, Timothy Grass, June Grass (Kentucky Bluegrass), IgE)*		1045
25-OH D (25-OH Vitamin D Total, 25(OH)D, 25-Hydroxycalciferol)		2112
() (Deoxypyridinoline, DPD, Urine)		1375
(Gla) (steocalcin, N-Osteocalcin, Bone Gla Protein, BGP)		737
N- P1NP, Total) 1 (Procollagen Type 1 N-terminal Propeptide,		1496

(Carboxyterminal Cross-linking Telopeptide of Bone Collagen, Collagen Cross-linked C-Telopeptide, Beta-Cross Laps, ?-CrossLaps Serum, C-Telopeptide, Crosslaps, Type 1 Collagen, b- Tx Serum)		957
(Human Cartilage Oligomeric Protein, COMP)		2695
(A B)		
agalactiae), (Streptococcus group B, Streptococcus (Streptococcus agalactiae Culture. Bacteria Identification and Antibiotic Susceptibility Testing)		968
agalactiae) (Streptococcus agalactiae Culture. Bacteria Identification)		759
Immun chromatographic Assay) (Streptococcus Group B. One Step Rapid		1155
Step Rapid Immun chromatographic Assay) (Streptococcus Group A. One		957
pyogenes), (Streptococcus group A, Streptococcus (Streptococcus pyogenes Culture. Bacteria Identification and Antibiotic Susceptibility Testing)		891
(Streptococcus spp., DNA, Saliva)*		429
pyogenes) (Streptococcus pyogenes Culture. Bacteria Identification)		682
(Streptococcus spp., DNA, Plasma)*		649
spp., DNA, Scrape of Faucial Epithelial Cells)* (Streptococcus		429
(Streptococcus spp., DNA, Sputum)*		869
(, Opisthorchis felineus)		
A09.28.034.001 (Metanephrines fractionated, free and conjugated , 24-h urine)		2486
and Serotonin Metabolites, 24 Hours-Urine: Vanillylmandelic Acid, V (5-), Homovanillic Acid, V (5-), 5-Hydroxyindoleacetic Acid, 5- I) (Catecholamines		2486
(Serotonin, Serum)		2299
Epinephrine/Adrenaline, Norepinephrine/Noradrenaline, Dopamine, Urine) (Catecholamines:		2266
(Catecholamines: Epinephrine/Adrenaline, Norepinephrine/Noradrenaline, Dopamine, Plasma)		2299
(Histamine, Plasma)		2662
(Metanephrines fractionated, free + conjugated, random urine) (+)		2013
Epinephrine/Adrenaline, Norepinephrine/Noradrenaline, Dopamine, Urine) (Catecholamines:		2266
(, Opisthorchis felineus)		
IgG (Anti-Opisthorchis felineus IgG)		869
(Giardia lamblia)		
Rapid Immun chromatographic Assay) (Giardia lamblia. One Step		957
IgM, IgG, IgA (Anti-Giardia lamblia IgM, IgG, IgA, Total)		627
()		
A09.28.027 (Amylase, 24-Hour or Timed Urine)		253
(Ca), (Calcium (Ca), 24-Hour urine)		220
(K), (Na), (Potassium (K), Sodium (Na), 24-Hour urine)		209
(Glomerular Filtration Rate, GFR)*		209
A09.28.011 (Glucose, 24-Hour urine)		165
A09.28.009 (Urea, 24-Hour urine)		165
A09.28.010 (Uric cid, 24-Hour urine)		209
A09.28.003 (Protein Total, 24-Hour urine)		143
(, (Magnesium, 24 h urine excretion)		330

		2079
	(xalates, 24-Hour urine)	1342
A09.28.003.001	(Albumin, 24-Hour urine)	352
A09.28.006	(Creatinine, 24-Hour urine)	165
(P),	(Phosphorus (P), 24-Hour urine)	220
A09.05.054.002	(Immunoglobulin A, IgA)	275
A09.05.054.003	(Immunoglobulin , Ig)	275
A09.05.054.004	G (Immunoglobulin G, IgG)	275
A09.05.054.001 (Immunoglobulin Total, IgE Total)	E (IgE,)	429
IgG Membrane antibodies, anti-GBM, IgG)	(-) (Glomerular Basement	1716
IgG antibodies, ANCA, IgG)	() (Anti-Neutrophil cytoplasmic	1342
IgG PR-3 ANCA, IgG)	-3 (-PR-3) (Anti-roteinase-3 antibodies, PR-3- antibodies,	1232
IgG, IgA, IgM (Anti-Phospholipase A2 Receptor Antibodies, Anti-PLA2R, IgG, IgA, IgM, Total)	2 (PLA2R),	2717
(Anti-Neutrophil Cytoplasmic Antibodies, ANCA, IgG, Panel)	(), IgG	3410
IgG C1q (Anti-Endothelial Cell Antibodies, AECA, IgG, IgA, IgM, Total)	(Anti-Complement 1q Antibodies, Anti-C1q,	1232
IgG (Anti-Endothelial Cell Antibodies, AECA, IgG, IgA, IgM, Total)	(HUVEC),	1705
IgG (- PO) (Myeloperoxidase Antibody, MPO)		1232
1- 3- (Anti-Poliovirus serotypes 1, 3, IgG)		1595
b, IgG (IgG (HiB), anti-PRP Haemophilus influenzae b IgG)	(polyribosylribitolphosphate, PRP) (Haemophilus influenzae b	1991
()		
A IgG Borrelia burgdorferi (Anti-Borrelia burgdorferi IgG)		627
Cerebrospinal Fluid)*	(orrelia burgdorferi, DNA,	506
Fluid)*	(orrelia burgdorferi, DNA, Synovial	506
A IgM Borrelia burgdorferi, burgdorferi IgM, Western Blot (WB))	- (Anti-Borrelia	1980
A IgG Borrelia burgdorferi, (Anti-Borrelia burgdorferi IgG, Immunoblot)		2222
A IgM Borrelia burgdorferi (Anti-Borrelia burgdorferi IgM)		627
(Barbiturates, Urine)*		1232
? () (Drugs and Psychotropic Substances Screening: Opiates, Amphetamines, Methamphetamine, Cocaine, Cannabinoids, Cannabinoid Metabolites, Urine)		3410
() (Cannabinoids (Marijuana), Urine)*		1232
() (Ethanol (Alcohol) Urine)*		1232
« » (; and Psychotropic Substances, Urine)*	(Pernicious Habits: Nicotine, Drugs, Psychostimulants	3608
(/) (Opiates (Morphine/Heroin), Urine)*		1232
- (-)		
- , (EBV DNA, Exudate)*		275

Fluid)*	(EBV DNA, Cerebrospinal	275
Antigens (VCA) IgG)	(nti-EBV Viral Capsid	759
IgG)	(nti-EBV Early Antigen (EA	627
(EBNA) IgG)	(nti-EBV Nuclear Antigen	528
	(EBV DNA, Blood)*	418
	(EBV DNA, Saliva)*	275
Fluid, Semen)*	(EBV DNA, Prostatic	275
(EBV DNA, Scrape of Nasal Epithelial Cells)*		275
(EBV DNA, Scrape of Urogenital Epithelial Cells)*		275
Antigens (VCA) Ig)	(nti-EBV Viral Capsid	528
DNA, Scrape of Faucial Epithelial Cells)*	(EBV	275
Serum)*	(EBV DNA,	407
	(EBV DNA, Urine)*	275
	(EBV DNA, Serum)*	418
IgE:		
2		2024
, IgE (Pediatric Panel, IgE)		4037
1		2024
, IgE (Respiratory Panel, IgE)		4037
, IgE (Panel Different Allergens, IgE)		4037
ImmunoCAP ISAC, 112 (Allergochip ImmunoCAP ISAC, 112 llergic components)		30030
ALEX2, 300 IgE		29689
(MTHFR, MTRR, MTR) (5203
) (Folic Acid Metabolism (Genes MTHFR, MTRR, MTR) (without Description))		
: D (VDR) (1386
(Osteoporosis, Vitamin D Receptor (VDR) (Gene VDR) (without Description))		
(MCM6) (Adult Lactase Deficiency (Gene MCM6)		1441
, I (HFE) (Hemochromatosis Type 1 (Gene HFE))		2860
: D (VDR) (Osteoporosis, Vitamin D Receptor (VDR) (Gene VDR))		1529
(UGT1A1) (Gilbert's Syndrome (Gene UGT1A1))		4994
: (CALCR, COL1A1) (3993
) (Osteoporosis: Abridged Panel (Genes CALCR, COL1A1) (without Description))		
(MTHFR, MTRR, MTR) (Folic Acid Metabolism (Genes MTHFR, MTRR, MTR))		5808
: (CALCR, COL1A1) (Osteoporosis: Abridged Panel (Genes CALCR, COL1A1))		4455
: (CALCR, COL1A1, VDR) (5203
) (Osteoporosis: Full Panel (Genes CALCR, COL1A1, VDR) (without Description))		
HLA II (DRB1, DQA1, DQB1) (Hereditary Predisposition to Diabetes Type 1 (Insulin-Dependent Diabetes), HLA Class II (Genes DRB1, DQA1, DQB1))	1-	6864
: (CALCR, COL1A1, VDR) (Osteoporosis: Full Panel (Genes CALCR, COL1A1, VDR))		5808
123 / , 131 / , 141 / , 115 / , 124 / , 154 /) (Genetic Test Results: Description of the 2-nd Category Complexity)	2 (118 / , 121 / ,	1155

7014 , 125 / , 7207) (Genetic Test Results: Description of the 1-st Category Complexity)	1 (7201 , 7611 ,	583
120 / , 137 / , 138 / , 153 / , 110 / , 114 / , 140 / , 7661 , 7258 , 134 / , 135 / , 136 /) (Genetic Test Results: Description of the 3-rd Category Complexity)	3 (122 / , 129 / ,	2310
139 / , 145 / , 108 / , 19 /) (Genetic Test Results: Description of the 4-th Category Complexity)	4 (144 / , 143 / ,	5203
(4)		
(Isoprinosine)		539
(Immunomax)		539
(Immunal)		539
(Thymogen)		539
(Panavir)		539
(Tactivinum)		539
(Imunofan)		539
(Polyoxidonium)		539
(Galavit)		539
(Imunorix)		539
(Licopid)		539
()		
IgG oxoplasma gondii (nti-Toxoplasma gondii IgG)		396
Ig oxoplasma gondii (nti-Toxoplasma gondii Ig)		539
, (Toxoplasma gondii, DNA, Serum)*		418
Cerebrospinal Fluid)* (Toxoplasma gondii, DNA,		275
Anti-Toxopl gondii IgG		1045
, (Toxoplasma gondii, DNA, Exudate)*		275
(Streptococcus		
pneumoniae)		495
(Bordetella pertussis/parapertussis,		
/) (Bordetella pertussis/parapertussis, Nasopharyngeal Culture. Bacteria Identification)		1584
(2) (Estradiol, E2)		
		385
(Progesterone)		385
(Cortisol, Hydrocortisone)		
A09.05.135 (385
A09.28.035 (Free ortisol, Free Hydrocortisone, 24-Hour urine)		759
A09.05.069 (Aldosterone)		858
A09.05.121 (,) (Direct Renin, Plasma)		913
, (Cortisol, Saliva)		616
(Cystatin C)		
A09.05.230		748
A09.05.017		165
A09.05.018 (Uric cid)		165
A09.05.020		165
- p16INK4a Ki-67		
		6050

	(PLGF)		3960
	(Inhibin B)		1232
MIS)	() (Anti-Mullerian Hormone, AMH, Mullerian Inhibiting Substance,		1232
	-1- () (Trophoblastic beta-1-Globulin, TBG)		484
	IgG V (Annexin V antibodies, aAnV, IgG)		1309
	Ig V (Annexin V antibodies, aAnV, Ig)		1309
Antibodies, anti-?-G 1, IgG, IgA, IgM, Total)	IgG, IgA, IgM -2- 1, (nti-?-Glycoprotein 1		1254
	IgM IgG (nti-Phospholipid Antibodies, APA, IgM, IgG)		803
	2 IgA		1199
(Anti- hosphatidylserine/ rothrombin ntibodies, Anti-PS/PT, IgG, IgM, Total)	IgG IgM -		1342
aCL, Screening)	IgA, IgM, IgG , (ardiolipin Antibodies IgA, IgM, IgG,		1133
	IgG IgM (Anti- hosphatidylserine, IgG, IgM)		1782
	2 IgM		1309
	, IgG, IgM - , (Anti-Phospholipid Antibodies Panel)		9009
	IgA (Anticardiolipin IgA, aCL IgA)		836
	2 IgG		1199
	IgG (Anticardiolipin IgG, aCL IgG)		902
	IgM (Anticardiolipin IgM, aCL IgM)		1188
	(Bile Acids)		2651
	1 (1, 1) (Apolipoprotein A1, Apo A1)		572
Cholesterol)	(, , VLDL		407
	B (B,) (Apolipoprotein B, Apo B)		429
A09.05.025	() (Triglycerides)		209
A09.05.004			220
	(a), () (Lipoprotein (a), Lp (a))		869
A09.05.028			165
A09.05.026	() (Cholesterol Total)		209
	() Cholesterol LDL (direct)		253
	(4)		
	(Neovir)		539
	(Amixin)		539
	(Cycloferonum)		539
	(Kagocel)		539
Protein-A, PAPP-A)	- (Pregnancy-Associated Plasma		693
A09.05.090 Gonadotropin, HCG)	(, - , ?-) (Human Chorionic		385
Human Chorionic Gonadotropin, Free HCG)	?- (?-) (Free		539
PRISCA2			99
fms-	-1 (sFit-1)		3377
	(Estriol Free, 3)		484

PRISCA1		132
() (Placental Lactogen, PL, Human Placental Lactogen, hPL, Chorionic Somatomammotropin, CS, Human Chorionic Somatomammotropin, hCS)		693
() (Erythrocyte Sedimentation Rate, ESR)		143
() (Leucocyte Formula (Differential White Blood Cell Count) with Manual Microscopic Examination of Blood Smear)*		330
() (Leucocyte Formula (Differential White Blood Cell Count) with Microscopic Examination of Blood Smear if Presence of Pathologic Changes)*		209
() (Platelets, Microscopy (Manual Platelet Count (PLT Count): Indirect Method by Fonio))*		275
() (General Blood Analysis, without White Blood Cell (WBC) Count and ESR)		209
A12.05.123 (Reticulocytes)		264
		1980
(4)		
(Ingaron)		539
(Reaferonum)		539
Bordetella species: Bordetella pertussis () Bordetella bronchiseptica () (Differentiated detection of DNA Bordetella spp.: Bordetella pertussis (pertussis pathogen) and Bordetella bronchiseptica (bronchosepticosis pathogen) in a scraping of the oropharynx and or nasopharynx)		924
A IgG Bordetella pertussis (Anti-Bordetella pertussis IgG)		891
A IgM Bordetella pertussis (Anti-Bordetella pertussis IgM)		891
A IgA Bordetella pertussis (Anti-Bordetella pertussis IgA)		891
-3 (Omega-3 Index)		4774
(Procalcitonin)		3003
, : -3,-6,-9, (Fatty acids panel, omega-3, -6, -9, plasma)		9174
, Rh- (Anti Rh)		517
A12.05.005 (Blood Group, O)		253
Rh (C, E, c, e) Kell- (Rh C (E, c, e) Kell-Phenotyping)		660
A12.05.006 - (-) (Rh-factor, Rh)		253
: (Water: Complete and Comprehensive Quality Assessment)*		19998
: (Water: Suspicion Industrial Waste Contamination)*		14190
: (Water: Suspicion Products of Combustion and Emissions from Motorways Contamination)*		10483
: (Water: Suspicion Household Waste Contamination)*		8943
: (Water: Abridged Quality Assessment)*		9669
: (Water: Suspicion Excessive Use of Chemicals for Water Treatment)*		5159
(, Trichinella spiralis)		
IgG (Anti-Trichinella IgG)		517
: 20 (Water: Quality Assessment 20 Parameters)*		4103

Radionuclides)*	6	(Determination of Concentration 6	24673
?- (Radiological Drinking Water Study – Basic Test ?- and ?-Activity)*	-	?-	6787
:	30	(Water: Quality Assessment 30 Parameters)*	7766
Radionuclides)*	4	(Determination of Concentration 4	16434
Panel (Genes ACE, AGT, NOS3)	(ACE, AGT, NOS3) (Arterial Hypertension: Full	4554
Description))	(ACE, AGT, NOS3) (4081
ACE, AGT) (Arterial Hypertension, Renin-Angiotensin System Disorder (Genes ACE, AGT))	(3036
ACE, AGT) (-) (Arterial Hypertension,	2717
(NOS3) (-) (Arterial Hypertension, Endothelial	1386
NO-Synthase Disturbance (Gene NOS3) (without Description))			
()	(Compositional Analysis of Urine (Kidney) Stones, infrared spectrometry)	3872
()	(Compositional Analysis of Urine (Kidney) Stones, infrared spectrometry, -ray diffraction analysis)	3872
		(Alzheimer's Disease)	2860
Gastrin-17, G-17)	-	-17 (1210
I (Pepsinogen I)			968
A09.05.057 (Gastrin)			682
(GastroPanel)			4576
II (Pepsinogen II)			968
G	(G, Hepatitis G Virus, HGV)	
G,		(HGV RNA, Serum)*	660
(FibroTest)			11946
(FibroMax)			15268
(FibroTest)			13420
(SteatoS reen)			6336
(FibroMax)			17600
NASH-FibroTest			19305
NASH-FibroTest ()		18832
()		7920
()	(Karyotype)	7799
()		17787
		(Acute Intestinal Infections, PCR, Fecal)	1573
		(Enterovirus, RNA, Fecal)	517
Infections, PCR, Fecal)		(Acute Intestinal	1243

-	CYP2D6	(beta-Adrenergic Blockers, Gene CYP2D6)		8129
		ATI.		3036
(ACE)	(ACE Inhibitors, Fluvastatin, ATI Receptor Blockers)		5808
		(Methotrexatum, Genetic Markers of Increased Risk of Development of Adverse Reactions in Taking Methotrexate for Treatment of Rheumatoid Arthritis, Methotrexate Disrupts Metabolism)		
A	IgG	(Anti-Mumps IgG)		781
A	IgM	(Anti-Mumps IgM)		781
		(Streptococcus pneumoniae, DNA)		495
		(Calcitonin)		946
A09.05.058		(Parathyroid Hormone, PTH)		671
		(Echinococcus spp.)		869
	IgG	(Anti-Echinococcus IgG)		693
	IgG	(Anti-Entamoeba histolytica IgG)		858
D		(D, Hepatitis D Virus, HDV)		660
	IgM	IgG, D, o (Anti-HDV Total (IgG + IgM))		858
	D,	(HDV RNA, Serum)*		660
	IgM	D (Anti-HDV IgM)		858
M3)	Aspergillus fumigatus (3),	- IgG (Aspergillus fumigatus, IgG,		572
		(Bacteroides spp., DNA, Scrape of Urogenital Epithelial Cells)*		231
A		(Hepatitis A Virus, HAV)		561
	IgG	(Anti-HAV IgG)		649
		(HAV RNA, Serum)*		803
	IgM	(Anti-HAV IgM)		275
		(Gardnerella vaginalis, DNA, Scrape of Urogenital Epithelial Cells)*		275
		Prostatic Fluid, Semen)* (Gardnerella vaginalis, DNA,		275
		(Gardnerella vaginalis, DNA, Urine)*		2420
	Converting Enzyme, ACE, Serum)	(Angiotensin		1705
	((Neopterin, Serum)		1342
	IgG	(Anti-Heart Antibodies, IgG)		55
HOMA-G				

HOMA-IR		55
A09.05.056.001	(Proinsulin)	913
-	(C-Peptide)	429
A09.05.056	(Insulin)	539
Identification)	(Campylobacter s p.) (Campylobacter spp., Stool Culture. Bacterial	1364
(Rotavirus), Agglutination)	(Rotavirus Direct Detection by Latex	748
		4059
-	(Varicella-Zoster)	
Varicella-Zoster, Zoster Virus, DNA, scrape of skin epithelial cells)	(Varicella	396
	(Fungal Infections of Nails)	902
	(Fungal Infections of Skin)	902
IgG	(Platelet antibodies IgG, Indirect)	3278
(, Salmonella spp.)	
Salmonella gr.A (Salmonella gr.A, IHA)		484
Salmonella gr.B (Salmonella gr.B, IHA)		484
Salmonella gr.E, (Salmonella gr.E Antibodies, IHA)		484
Salmonella typhi, (Salmonella typhi Antibodies, IHA)		616
Salmonella O- (Salmonella O-antigens, IHA)		484
Salmonella gr.D (Salmonella gr.D, IHA)		484
Salmonella gr. (Salmonella gr.C, IHA)		484
IgG	(Anti-Strongyloides stercoralis IgG)	990
	(Rickettsia prowazekii, IHA)	484
A09.05.021		165
A09.05.022		165
	Anisakis IgG	814
IgG	(Anti-Diphtheria Toxoid IgG)	990
	(Corynebacterium diphtheriae Culture)	759
	(Anti-Spermatozoa Antibodies, ASA, Semen)	1419
	(Anti-Spermatozoa Antibodies, ASA, Serum)	1045
(E, Hepatitis E Virus, HEV)	
IgM	E (Anti-HEV IgM)	891
IgG	E (Anti-HEV IgG)	891
IgG:		
(2),	- IgG (Dog Epithelium, IgG, E2)	572

(1), -	IgG (Cat Dander-Epithelium, IgG, E1)		572
	(Streptococcus pneumoniae, DNA)		495
	IgG (Anti-Adenovirus IgG)		781
	IgA (Anti-Adenovirus IgA)		781
	(Streptococcus pneumoniae, DNA)		495
(, Toxocara canis)			
	IgG (Anti-Toxocara IgG)		517
	(Androflor® REAL-TIME PCR Detection Kit, the study of men's urogenital tract microbiocenosis in the epithelial scrapes from the balanus, urethra)		2838
	(Androflor® Screen REAL-TIME PCR Detection Kit, the study of men's urogenital tract microbiocenosis in the epithelial scrapes from the balanus, urethra)		1991
	(DLG5, NOD2, OCTN1, OCTN2) (Crohn's Disease (Genes DLG5, NOD2, OCTN1, OCTN2))		8899
	IgA, IgM, IgG (Anti-Ovarian Antibodies, AOA, IgA, IgM, IgG, Total)		1419
	IgA, IgM, IgG (Anti-Steroidal Cell Antibodies, StCAb, Steroidal Cell Autoantibodies, SCA, IgA, IgM, IgG, Total)		1232
	IgA, IgM, IgG (Anti-Testicular Steroid-ell Antibodies, Testicular Anti-Steroidal Cell Antibodies, Testicular StCAb, Steroidal Cell Autoantibodies, SCA against Testis, IgA, IgM, IgG, Total)		1705
	YP2D6 (YP2D6) (Cytochrome YP2D6 (Gene YP2D6))		8129
	(Neisseria meningitidis Culture. Bacteria Identification and Antibiotic Susceptibility Testing)		935
	() (Total Antioxidant Status, TAS)		5247
	IgE: , IgE (Latex, IgG, K82)		484
	IgG (Anti-Ascaris lumbricoides IgG)		968
(, Demodex folliculorum, Demodex brevis)			
	(Demodex folliculorum, Demodex brevis)		374
	() (Consultation of Finished Cytological Preparations (1 Glass))		418
	Clonorchis sinensis IgG		1078
- 8			
	IgG 8 (Anti-HHV-8 IgG)		770
	()*(Provision of test findings in English (translation of test findings in English)).*		220

(Erythropoetin)	1056
(Leptin)	836
(Cryptosporidium parvum), (Cryptosporidium parvum. One Step Rapid Immunochromatographic Assay)	869
IgG - 1 2 (Anti-HTLV-1, 2 IgG)	858
(Study of Interferon Status)	2695
(Assessment of Androgen Status)	1606
(Female Hormonal Profile: Ovarian Dysfunction, Menstrual Irregularities)	3630
(Female Hormonal Profile: Ovarian Dysfunction, Menstrual Irregularities)	3762
D ()	2000
:	3509
:	3872
:	7051
« »	8250
« »	9966
« »	17281
-	20911
() (Acute Respiratory Infections, ARI: Runny Nose, Cough, Sore Throat)	8129
A IgA IgG Chlamydia trachomatis, (Anti-Chlamydia trachomatis IgA, IgG)	1067
« : 6 () »	3465
(Comprehensive Study «Sex in City: 6 Infections (Blood Test)»)	
« : 6 () »	3597
(Comprehensive Study «Sex in City: 6 Infections (Blood Test)»)	
: (Joint Pain: Extended Survey)	7458
:	7689
: (Want to Become a Mother: Pregnancy Planning, Comprehensive Survey)	7964
VIP- (VIP-Survey for Men)	16269
VIP- (VIP-Survey for Women)	17270
(Pediatric Infections: Immune Response)	5984
A IgM IgG Mycoplasma pneumoniae (Anti-Mycoplasma pneumoniae IgM, IgG)	1089
TORCH- (ToRCH-Infections)	3564
: I (1-13) (Pregnancy: First Trimester (1-13 Weeks))	8228
, , (HIV, Syphilis, Hepatitis B, C)	1540
« : 8 + »	2794
(Comprehensive Study «Sex in City: 8 Infections + Smear on Flora»)	
: III (29-30) (Pregnancy: Third Trimester (29-30 Weeks))	3993
« : 14 + »	4411
(Comprehensive Study «Sex in City: 14 Infections + Smear on Flora»)	
:	10923
() (Hemostasiogram (coagulogram), extended)	2761
: (Survey of Liver: Extended)	2893
(Hospitalization in Therapeutic Hospital)	3663

(Hospitalization in Surgical Hospital)	5060
Surgical Hospital: Extended Survey)	7392
« » (My Healthy Nurse)	7722
ROMA (Risk of Ovarian Malignancy Algorithm,) (Risk of Ovarian Malignancy Algorithm, ROMA (Before Menopause))	1815
ROMA (Risk of Ovarian Malignancy Algorithm,) (Risk of Ovarian Malignancy Algorithm, ROMA (After Menopause))	1815
-) (Breast Cancer, Immunohistochemistry, IHC (Formalin-Fixed Biomaterial))	17226
-) (Breast Cancer, Immunohistochemistry, IHC (Paraffin-Embedded Tissue Block))	17226
- : p16INK4a + Ki-67 () (Cervical Cancer - Study of Two Markers for Early Diagnosis Dysplasia with High Risk Malignancy: p16INK4a + Ki-67, Immunohistochemical Screening (Fixed Biomaterial in Paraffin Block))	8613
- : p16INK4a + Ki-67 () (Cervical Cancer - Study of Two Markers for Early Diagnosis Dysplasia with High Risk Malignancy: p16INK4a + Ki-67, Immunohistochemical Screening (Fixed Biomaterial in Formalin Buffer))*	8613
: (Metabolic bone and osteoporosis risk evaluation: comprehensive examination).	5896
: I (PRIS A-1) (Maternal Screen, First Trimester; Prenatal Screening I; PRIS A I (Prenatal Risk Calculation))	1287
: II (PRIS A-2) (Maternal Screen, Second Trimester; Prenatal Screening II; PRISCA II (Prenatal Risk Calculation))	1430
B03.005.006 (), (Coagulation, Gemostaziogram, Screening)	847
: (Miscarriage: Autoimmune Profile)	4004
(Immunological Survey Extended)	12078
: (Survey of Liver: Screening)	924
B03.016.004 :	1210
Supersport	2200
: (Serum Biochemistry: Minimum)	2222
Supersport	3410
: (Serum Biochemistry: Extended Profile)	3553
- : (40) (Healthy You ? Healthy Country: Annual Check-Up up to 40 Years of Age)	3861
(40) (Annual Check-Up after 40 Years of Age)	4928
: (Survey Before Diet: Additional)	5159
Supersport	7513
: (Survey of Kidneys: Extended)	4059
: (Diabetes Control: Extended)	2200
(Toxic Trace Elements, Hair)	1782
(Toxic Trace Elements, Essential Vital Elements, Hair)	3399
(Elemental Composition of Hair: Screening)	5940
() (Essential Vital Elements, Toxic Trace Elements, Urine)	2860
(Toxic Trace Elements, Nails)	1782
(Toxic Trace Elements, Essential Vital Elements, Nails)	3399

(Elemental Composition of Nails: Screening)	5940
	26455
	26455
	26455
	26455
	26455
	36300
(Testing for Kindergarten and School)	1738
: 0 14 (Healthy Child: for Children from 0 to 14 Years)	726
: (Survey of Kidneys: Screening)	957
	979
	20350
	19140
	19140
(Panel Chronic myelogenous leukemia, CML)	13090
	36300
	12210
	3465
	2431
	2376
	2376
	2475
	3179
	4103
IgG)	4345
	4367
	5082
	7018
(Autoimmune Liver Disease: Screening)	1837
(Rheumatic arthritises)	1859
SARS-CoV-2, IgM () IgG (Anti-SARS-CoV-2, IgM/IgG)	4367
«)» (Bullous Dermatosi Diagnostics profile (antibodies to epidermis desmosomes, antibodies to skin basal membrane))	1419
SARS-CoV-2, IgM IgG (Abbott)	1859
SARS-CoV-2, IgM () IgG (Anti-SARS-CoV-2, IgM/IgG)	1859
: (Thyroid Gland: Extended Survey)	1859
: (Thyroid Gland: Extended Survey)	1936
: (Thyroid Gland: Screening)	1111
: (Diabetes: Autoimmune Markers)	3916
(Rheumatoid arthritis).	3091
Ig IgG Mycoplasma hominis (nti-Mycoplasma hominis Ig , IgG)	913
	2904
	3003

4 « (), (- - IgG, 3,)» (Systemic lupus erythematosus (SLE) profile, activity monitoring (anti-double-stranded DNA IgG, C3 and C4 complement components))	1342
, IgG; IgA (, IgA;	2167
Intolerance) : () (Coeliac Disease: Gluten	6226
, IgG, IgM	1980
APS) (), (Antiphospholipid Syndrome,	3927
cANCA, IgG; /ANCA, IgA; ASCA, IgG, IgA) () (/pANCA,	4774
(, IgA; IgA) (, IgA;	2717
IgA, IgG; IgA) (, IgA;	3553
steroid-producing cells Antibodies) (Reproductive tissue	2959
(Food Allergy)	8965
: (Lipid Profile: Extended)	2904
: (Lipid Profile: Extended)	2904
" / " IgE, ImmunoCAP	4961
" " IgE, ImmunoCAP	4961
(NOS3) (Arterial Hypertension, Endothelial NO-Synthase Disturbance (Gene NOS3))	1529
" / " IgE, ImmunoCAP	4961
)» (Comprehensive Study «Sex in City: 12 Infections (Urogenital Scraping)»)	2893
	1419
	1606
	4510
	12936
	792
(Diagnosis of Anemia)	3179
(Diagnosis of Anemia)	3520
Vessel Diseases) (Preventing Heart and Blood	3102
Diagnosis of Urogenital Tract Infection (UTI)) (Pregnancy Planning:	2486
: (Diabetes Control: Screening)	616
: (Survey Before Diet: Minimum)	1716
(Problems: Primary Survey)) (Weight	3223
(Healthy skin beauty)	1386
:	649
HOMA-IR (Insulin Resistance: Fasting Glucose/Insulin, Homeostasis Model Assessment of Insulin Resistance, HOMA-IR)	737
)" : (946
Problems: Metabolic Syndrome (Primary Identification, creening) (Weight	
(Diagnosis of Osteoporosis)	3047
: (Women's Oncorisk: Cervix)	1980
, , (Allergy to Animals, Dust, Mold)	6358
:	1650

(Strong hair and nails, velvet skin)	3465
: (Trace Elements, Serum, Venous Blood: Screening)	3377
(Mold Allergy)	2211
(Plant Allergy)	4818
(Immunological Survey, Screening)	7040
(AR, CFTR; AZF-) (Male Sterility (Genes AR, CFTR; AZF-Region; Karyotype))	23496
(F2, F5, MTHFR, MTRR, MTR, ACE, AGT, RHD, HLA II;) (Female Infertility, Pregnancy Complication (Genes F2, F5, MTHFR, MTRR, MTR, ACE, AGT, RHD, HLA II; Karyotype))	28534
(e) (Toxic Trace Elements, Toxic Heavy Metals, Venous Blood)	1375
()	2365
()	2244
	176
CKD-EPI – (Estimated Glomerular Filtration Rate, eGFR, CKD-EPI Creatinine Equation)	176
B03.016.003 ()	462
: II (14-28) (Pregnancy: Second Trimester (14-28 Weeks))	836
: (« ») (Clinical Blood Analysis: General Blood Analysis, Leucocyte Formula, ESR (with Manual Microscopic Examination of Blood Smear))	649
() (Essential Vital Elements, Essential Trace Elements, Serum)	1375
, 6 (AZF) (Spermatogenesis disorders (6 AZF))	5071
: (AZF-) (Impairment of Spermatogenesis: Full Panel (AZF-Region))	11407
: IgG ()	5830
(DQA1, DQB1) HLA II	6864
- (RH factor Genotype)	10901
(skin) () (Parasitic Fungi, Microscopy and Culture)	1727
(nails) () (Parasitic Fungi, Microscopy and Culture)	1727
I II (I/ II) (Pepsinogen I/Pepsinogen II, PG1/PG2)	2002
: sFit-1, PIGF, sFit-1/PIGF	6468
(Mycoplasma hominis Culture, Ureaplasma spp. Culture. Bacteria Identification and Antibiotic Susceptibility Testing)*	1485
: (Male oncologic risk: prostate)	957
A09.05.120.001 - (Aldosterone-Renin Ratio, ARR)	1408
3, 4 (Complement components C3, C4)	792
" , IgE, ImmunoCAP	2332
B03.016.005 : (Lipid Profile: Screening)	770
(ITGB3) (Platelet Fibrinogen Receptor (Gene ITGB3))	1529
: (Lipid Profile: Screening)	770
CKD-EPI – (Estimated Glomerular Filtration Rate, eGFR, CKD-EPI ystatin C Equation)	792
TREC KREC	5313

19.1	29	28.01.2021 . . .		10500
() . 5.1; . 5.2; . 19.1	29	28.01.2021 .		15000
(, 40) . 5.1; . 5.2; . 19.1	29	28.01.2021 .		12070
(, 40) . 5.1; . 5.2; . 19.1	29	28.01.2021 .		11570
/				2000
				4800
				6800